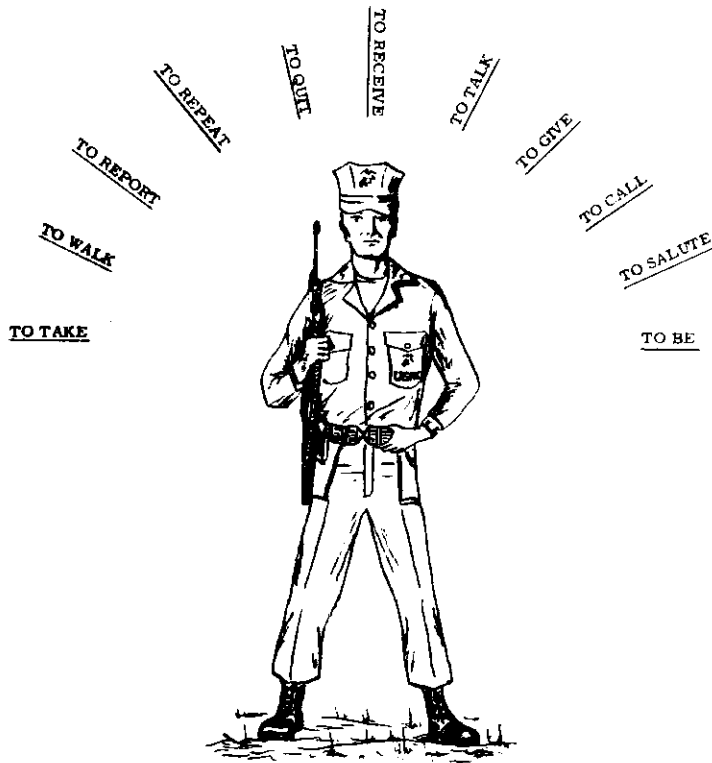


ESSENTIAL SUBJECT
PERFORMANCE ORIENTED TRAINING
STUDENT ADVANCE SHEET



GENERAL ORDERS



JULY 1976

INTERIOR GUARD STUDENT ADVANCE SHEET

TRAINING STATION #1: General Orders


OBJECTIVE: From memory recite the 11 General Orders without losing or distorting their meaning, explain in his or her own words the meaning of each order and, when given specific situations, be able to determine which General Order would apply.

INSTRUCTIONS: The advance sheet for this training station contains the key teaching points for the instruction which you will receive. You should read through this sheet carefully to prepare yourself for instruction in and performance testing of the objective listed above. You should bring this advance sheet to class with you.




GENERAL ORDER 1

TO TAKE CHARGE OF THIS POST AND ALL GOVERNMENT PROPERTY IN VIEW.

1. TAKE CHARGE OF THIS POST -- You are responsible for your post and everything that takes place on it.



2. ALL GOVERNMENT PROPERTY IN VIEW -- Check your post thoroughly when posted-- windows, doors, standing lights, everything. Watch for violations and unusual activity on and off your post during your tour. Now you have "taken charge of your post!"




GENERAL ORDER 2

TO WALK MY POST IN A MILITARY MANNER, KEEPING ALWAYS ON THE ALERT AND OBSERVING EVERYTHING THAT TAKES PLACE WITHIN SIGHT OR HEARING.

1. TO WALK MY POST IN A MILITARY MANNER -- Your attention to duty while a sentry on post is reflected in your general appearance, carriage, and alert attitude.




2. KEEPING ALWAYS ON THE ALERT AND OBSERVING EVERYTHING THAT TAKES PLACE WITHIN SIGHT OR HEARING -- DON'T let boredom get the better of you. Find ways to stay alert and DO observe everything that takes place on your post.



GENERAL ORDER 3

TO REPORT ALL VIOLATIONS OF ORDERS I AM INSTRUCTED TO ENFORCE.

1. Your action will be guided while on post by the 11 General Orders, the special orders for your post, and any additional instruction given by officers and non-commissioned officers of the guard.




2. You observe a man entering the window of a building on your post. Arrest him and report the violation to the Corporal of the Guard.



GENERAL ORDER 4

TO REPEAT ALL CALLS FROM POSTS MORE DISTANT FROM THE GUARDHOUSE THAN MY OWN.

1. TO REPEAT ALL CALLS -- If you hear any call, you will pass it on to the guardhouse.



2. FROM POSTS MORE DISTANT FROM THE GUARDHOUSE THAN MY OWN -- You will often find that your post is equipped with a telephone. Sometimes the sentry on a post will not be able to get to his phone. You will have to use your own judgment to determine if you should use your phone or simply repeat the call.



GENERAL ORDER 5

TO QUIT MY POST ONLY WHEN PROPERLY RELIEVED.

1. TO QUIT MY POST ONLY WHEN PROPERLY RELIEVED -- You may quit your post only when relieved by a member of the guard.
2. If you become sick or for some other reason need to be relieved, you must remain at your post until a proper relief arrives.



GENERAL ORDER 6

TO RECEIVE, OBEY AND PASS ON TO THE SENTRY WHO RELIEVES ME ALL ORDERS FROM THE COMMANDING OFFICER, OFFICER OF THE DAY, AND OFFICERS AND NON-COMMISSIONED OFFICERS OF THE GUARD ONLY.


1. Upon being relieved, you must pass on all orders you were given prior to and during your tour on your post.
2. As a sentry, you will receive orders pertaining to the conduct of your post only from members of the guard.



GENERAL ORDER 7

TO TALK TO NO ONE EXCEPT IN THE LINE OF DUTY.

1. TALK TO NO ONE EXCEPT -- You may be tempted to talk to people who are on or near your post. DON'T! Keep your mind on your duties.




2. IN THE LINE OF DUTY -- Line of duty means government business pertaining to your job as sentry on your post. Conversations with other than guard personnel will be short, concise, and official.



GENERAL ORDER 8

TO GIVE THE ALARM IN CASE OF FIRE OR DISORDER.

1. TO GIVE THE ALARM -- This part of the order is the key to your action. Sound the proper alarm immediately by the fastest and most effective means available.




2. IN CASE OF FIRE OR DISORDER -- Use a phone if available but indicate the type of problem you have. The Corporal of the Guard must act based on your report. He may want to call the fire department or he may have to break out a relief of the guard.



GENERAL ORDER 9

TO CALL THE CORPORAL OF THE GUARD IN ANY CASE NOT COVERED BY INSTRUCTIONS.

1. TO CALL THE CORPORAL OF THE GUARD -- As a sentry on post you are to call the guardhouse for instructions or assistance when you are in doubt concerning the proper action to take.
2. IN ANY CASE NOT COVERED BY INSTRUCTIONS -- You will usually have special orders and instructions pertaining to the conduct of your post. When an incident not covered occurs, you must call the Corporal of the Guard.



GENERAL ORDER 10

TO SALUTE ALL OFFICERS AND ALL COLORS AND STANDARDS NOT CASED.

1. TO SALUTE ALL OFFICERS -- Which officers? All officers of the guard, Marine officers, armed forces, and U. S. allies are to be saluted by you while a sentry on post.



2. ALL COLORS AND STANDARDS NOT CASED -- You must remain alert to the military courtesy required of a sentry. You will salute uncased colors and standards.



GENERAL ORDER 11

TO BE ESPECIALLY WATCHFUL AT NIGHT AND DURING THE TIME FOR CHALLENGING, TO CHALLENGE ALL PERSONS ON OR NEAR MY POST, AND TO ALLOW NO ONE TO PASS WITHOUT PROPER AUTHORITY.

1. BE ESPECIALLY WATCHFUL AT NIGHT -- Be aware of the limits of your post and its problem areas and watch for intruders.
2. CHALLENGE PERSONS ON OR NEAR MY POST -- Challenge, check all persons on or near your post to determine their business on your post.
3. ALLOW NO ONE TO PASS WITHOUT PROPER AUTHORITY -- Detain anyone attempting to pass without authority. Allow no one to pass if you are in doubt about him.



GENERAL ORDER MEMORY KEY

1. TO TAKE
2. TO WALK
3. TO REPORT
4. TO REPEAT
5. TO QUIT
6. TO RECEIVE
7. TO TALK
8. TO GIVE
9. TO CALL
10. TO SALUTE
11. TO BE