


**ESSENTIAL SUBJECT**  
**PERFORMANCE ORIENTED TRAINING**  
**STUDENT ADVANCE SHEET**  
**REPORTING POST**



**AND CHALLENGING**



**JULY 1976**

INTERIOR GUARD STUDENT ADVANCE SHEET

TRAINING STATION #2: Reporting Post and Challenging

OBJECTIVES: When posted as a sentry, properly report post.

When posted as a sentry, properly challenge, to include the use of the challenge and password.

INSTRUCTIONS: The advance sheet for this training station contains the key teaching points for the instruction which you will receive. You should read through this sheet carefully to prepare yourself for instruction in and performance testing of the objectives listed above. You should bring this advance sheet to class with you. The advance sheet for this training station has been broken down into the following parts:

PART I: PROPERLY REPORTING POST

PART II: CHALLENGING ONE PERSON

PART III: CHALLENGING A GROUP


PART IV: CHALLENGING TWO PEOPLE IN DIFFERENT DIRECTIONS

PART I: PROPERLY REPORTING POST

1. SIR, PRIVATE \_\_\_\_\_, REPORTING POST  
NUMBER \_\_\_\_\_, ALL SECURE.
2. Following the above report, the sentry will add additional information as appropriate. Example:
  - a. "Nothing unusual has occurred during my tour."
  - b. "There are several standing lights which are not working."



PART II: CHALLENGING ONE PERSON




ACTION OF THE MARINE SENTRY	ACTION OF THE PERSON CHALLENGED
<p>To a person about to enter his post:  <u>"HALT, WHO IS (GOES) THERE?"</u>                      Sentry will order person forward:  <u>"ADVANCE, LT JONES TO BE RECOGNIZED."</u></p>	<p>Person halts immediately and answers.                      LT JONES, THE SUPPLY OFFICER.                      Person will advance without replying.</p>
<p>When person is close enough to identify, the sentry commands:  <u>"HALT!"</u> (LT JONES IS NOT RECOGNIZED.)</p>	<p>Person will halt on command and wait for further instructions.</p>
<p>Challenge -- The sentry will challenge in a low voice:  <u>"WATER."</u></p>	<p>The person challenged will reply in a low voice:  <u>"WHEEL."</u></p>
<p>When the sentry has identified the person, he will permit him to proceed:  <u>"PASS, SIR!"</u></p>	<p>Person will proceed on his way when told to pass.</p>

PART III: CHALLENGING A GROUP



ACTION OF THE MARINE SENTRY	ACTION OF THE PERSON CHALLENGED
<p>To a group of persons about to enter his post:  <u>"HALT, WHO IS (GOES) THERE?"</u>                      Sentry will order the senior (Cpl of the Guard) forward:  <u>"ADVANCE, CORPORAL OF THE GUARD TO BE RECOGNIZED."</u></p>	<p>Group will immediately halt, and senior will answer:                      CORPORAL OF THE GUARD WITH RELIEF.                      Person will advance without replying.</p>
<p>When the Corporal of the Guard is close enough to identify, the sentry will command:  <u>"HALT!"</u></p>	<p>Corporal of the Guard will halt.</p>
<p>Upon recognizing the Corporal of the Guard, the sentry will command:  <u>"ADVANCE THE RELIEF TO BE RECOGNIZED."</u>                      The sentry will halt, identify, and/or control the relief as the situation demands.</p>	<p>The relief will come forward when directed to be identified by the Corporal of the Guard.                      Relief will be effected by the Corporal of the Guard.</p>

PART IV: CHALLENGING TWO PEOPLE IN DIFFERENT DIRECTIONS.



YOU ARE A SENTRY ON A CHALLENGING POST. IT IS NIGHT AND YOU OBSERVE TWO PEOPLE APPROACHING FROM DIFFERENT DIRECTIONS. AFTER YOU HAVE CHALLENGED BOTH, YOU DETERMINE THAT ONE IS THE SERGEANT OF THE GUARD AND THE OTHER IS THE OOD. WHICH ONE DO YOU DEAL WITH FIRST?

"THE SENIOR IS DEALT WITH FIRST."