


ADVANCED INDIVIDUAL TRAINING


**VISUAL SIGNALS
BOOKLET**



RIGHT TURN




OPEN UP




CLOSE UP



WEDGE FORMATION




LINE FORMATION



ECHOLON RIGHT



MOVE AHEAD



REVERSE




CHANGE DIRECTION




CLOSE UP-STOP




NEUTRAL STEER



**FORWARD OR
TO THE REAR MARCH**



**I AM READY
ARE YOU READY?**



COLUMN




HALT; OR STOP



AS YOU WERE




ASSEMBLE



DISMOUNT




MOUNT




INCREASE SPEED;




ATTENTION



DECREASE SPEED




STOP ENGINES



START ENGINES; OR
PREPARE TO MOVE


FLAG SIGNALS



EXTEND




ASSEMBLE OR CLOSE




**DISREGARD OR VEHICLE
OUT OF ACTION**



**ALL CLEAR, READY,
OR UNDERSTOOD**




GAS
Chemical Agent (Gas) Present




**ENEMY IN SIGHT
OR DANGER**

LIGHT SIGNALS

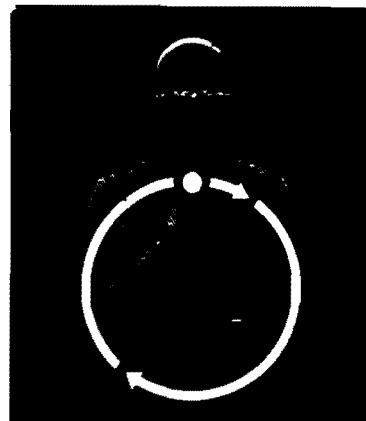
NOTE: AFTER THE MOVEMENT OF A VEHICLE HAS BEEN STARTED, IF A DRIVER CANNOT SEE THE LIGHT HE MUST STOP HIS VEHICLE.




START ENGINES




LEFT TURN




RIGHT TURN



**STOP MOVEMENT
OR STOP ENGINES**



**FORWARD-MOVE OUT,
GO, INCREASE SPEED**



**MOVE IN REVERSE
LIGHT IS BLINKED**