





17 MAR 1966

REPLENISHMENT OPERATION SIGNALS

ALONGSIDE--FLAG HOISTS























SIGNAL	MEANING
APPROACH SHIP	
 Romeo	<u>At the dip:</u> Am ready to come alongside <u>Close up:</u> Am commencing approach <u>Hauled down:</u> First line secured
 * Prep	<u>At the dip:</u> Expect to disengage in 15 minutes <u>Close up:</u> Replenishing completed; am disengaging at final station <u>Hauled down:</u> Am clear of delivery ship
Displayed on fore yardarm on side rigged Displayed at the outboard yardarm * USNS ships use the PAPA flag.	






















SIGNAL	MEANING
CONTROL SHIP	
 Romeo	<u>At the dip:</u> Am steady on course and speed and am preparing to receive you on side indicated <u>Close up:</u> Am ready for your approach <u>Hauled down:</u> First line secured
Displayed on fore yardarm on side rigged	

SIGNAL	MEANING
BOTH SHIPS	
 Bravo	<u>Where best seen:</u> Fuel or explosives are being transferred

ALONGSIDE--HAND SIGNALS (Paralleled by telephone)

R = Red; G = Green; A = Amber

COMPLETION OF OPERATION			
DAY (Paddles/Flags 12" x 12")	NIGHT (Wands)	SIGNAL	MEANING
 R  G	 R  G		Replenishment completed Commence unrigging
 R  G	 R  G		Pelican hook to be tripped
EMERGENCY BREAKAWAY			
DAY (Paddle/Flag 12" x 12")	NIGHT (Wand)	SIGNAL	MEANING
 R	 R		Prepare for emergency breakaway
 R	 R		Preparing for breakaway
 R	 R		Ready for breakaway
 R	 R		Execute breakaway (Initiating ship)

STANDARD PROCEDURES			
DAY (Paddle/Flag 12" x 12")	NIGHT (Wand)	SIGNAL	MEANING
 R	 R		Heave around
 R	 R		Avast heaving
 R	 R		Slack off
 G	 G		Start pumping or delivery
 G	 G		Stop pumping or delivery
 A	 A		Blow through
 A	 A		Stop blow through