FM 19-15

Civil Disturbances

HEADQUARTERS, DEPARTMENT OF THE ARMY
OCTOBER 1975

FIELD MANUAL
NO. 19-15

HEADQUARTERS
DEPARTMENT OF THE ARMY
WASHINGTON, D. C., *30 October 1975*

CIVIL DISTURBANCES

		Paragraphs	Pages
CHAPTER 1.	GENERAL	1-1—1-3	1-1
2.	LEGAL CONSIDERATIONS AND POLICIES		2-1
Section I.	General	2-1, 2-2	2-1
II.	Legal Considerations	2-3—2-14	2-2—2-8
III.	Policies	2-15—2-18	2-8
CHAPTER 3.	COLLECTIVE BEHAVIOR		
Section I.	Introduction	3-1, 3-2	3-1
II.	Crowd and Mob Behavior	3-3—3-8	3-1—3-4
CHAPTER 4.	CIVIL DISTURBANCE MANAGEMENT		4-1
Section I.	Introduction	4-1, 4-2	4-1
II.	Civil Disturbance Control Principles	4-3—4-10	4-2, 4-3
III.	Application of Force	4-11, 4-12	4-3, 4-4
CHAPTER 5.	OPERATIONAL TASKS AND TECHNIQUES		5-1
Section I.	Introduction	5-1—5-4	5-1
II.	Isolate the Area	5-5, 5-6	5-3
III.	Secure Likely Targets	5-7, 5-8	5-5, 5-6
IV.	Control Crowds or Mobs	5-9, 5-10	5-6, 5-7
V.	Establish Area Control	5-11—5-13	5-9—5-11
VI.	Integrated Tasks	5-14, 5-15	5-11
VII.	Apprehension, Documentation, and Detention of Civilians	5-16—5-18	5-12—5-13
VIII.	Special Reaction Teams	5-19—5-22	5-16
IX.	Antisniping	5-23—5-26	5-17, 5-18
Section X.	Handling Explosive Devices and Bomb Threats	5-27—5-34	5-19—5-21
XI.	Fire Fighting Operations	5-35—5-37	5-21
XII.	Relief and Termination Procedures	5-38, 5-39	5-22
CHAPTER 6.	RIOT CONTROL AGENTS		6-1
Section I.	General	6-1—6-6	6-1, 6-2
II.	Operation and Employment of Riot Control Agent Dispersers	6-7—6-15	6-2, 6-3
III.	Riot Control Agent Disperser, Portable, M33	6-16—6-19	6-4, 6-5
IV.	Riot Control Agent Dispersers, Helicopter or Vehicle Mounted, M5	6-20—6-23	6-5, 6-6
V.	Riot Control Agent Disperser, Hand-Held, M32	6-24—6-26	6-7
VI.	Riot Control Grenade, M47	6-27	6-8
VII.	Riot Control Agent Characteristics	6-28	6-8
CHAPTER 7.	PLANNING		7-1
Section I.	General	7-1—7-7	7-1, 7-2
II.	Organization	7-8—7-12	7-2—7-4
III.	Personnel Planning	7-13—7-17	7-4, 7-5
IV.	Intelligence Planning	7-18—7-22	7-5—7-7
V.	Logistic Planning	7-23—7-28	7-7, 7-8
VI.	Operations Planning	7-29—7-43	7-9—7-12
CHAPTER 8.	TRAINING		8-1
Section I.	Introduction	8-1—8-7	8-1, 8-2
II.	Leadership and Discipline	8-8—8-12	8-2, 8-3
III.	Mental Preparation of Troops	8-13—8-15	8-4

*This manual supersedes FM 19-15, 22 March 1972.

		Paragraphs	Pages
CHAPTER 9.	TYPES OF DISTURBANCES		9-1
Section I.	General	9-1, 9-2	9-1
II.	Campus Disorders	9-3, 9-4	9-1, 9-2
III.	Labor Disorders	9-5—9-8	9-2, 9-3
IV.	Urban Demonstrations and Disturbances	9-9—9-11	9-3
V.	Protection of Federal Property	9-12, 9-13	9-4
APPENDIX A.	REFERENCES		A-1
B.	PROCLAMATIONS, LETTERS, AND ANNOUNCEMENTS		B-1
C.	ARMORED CAR SPECIAL REACTION TEAMS		C-1
D.	CHECKLISTS FOR CIVIL DISTURBANCES		D-1
E.	WEAPONS AND SPECIAL EQUIPMENT		E-1
F.	RIOT BATON		F-1
G.	CROWD CONTROL FORMATIONS		G-1
INDEX			I-1

CHAPTER 1

General

1-1. Purpose and Scope

a. This manual provides guidance for the commander and his staff in preparing for and providing assistance to civil authorities in civil disturbance control operations.

b. This guidance is intended primarily for use by the US Active and Reserve Component Forces, and should not be applied to state or municipal police operations without appropriate adaptations or modifications.

c. The manual discusses the policies and legal considerations governing the commitment of federal forces to civil disturbance control operations; the principles of civil disturbance control operations; planning and training for such operations; and the operational tasks and techniques employed to control civil disturbances and neutralize special threats.

1-2. Explanation of Terms

a. Civil disturbances are defined as group acts of violence and disorders prejudicial to public law and order. Terrorist incidents, a form of civil disturbance, are defined as distinct criminal acts committed, or threatened to be committed, by a group or individuals in order to advance a political objective, and which greatly endanger persons or porperty. For the purpose of this field manual this definition does not include aircraft piracy emergencies which are governed by separate directives.

b. Military resources include military and civilian personnel, facilities, equipment, and supplies under the control of a DOD component.

c. The definitions of other key terms used in this manual are found within the text in AR 310-25, or AR 500-50.

1-3. Changes and Comments

Users of this manual are encouraged to submit recommended changes and comments to improve the manual. Comments should be keyed to the specific page, paragraph, and line of the text in which the change is recommended. Reasons should be provided for each comment to insure understanding and complete evaluation. Comments should be prepared using DA Form 2028 (Recommended Changes to Publications) and forwarded directly to the Commandant, United States Army Military Police School, ATTN: ATSJ-CTD-DT, Fort McClellan, Alabama 36201.

CHAPTER 2

LEGAL CONSIDERATION AND POLICIES

Section I. GENERAL

2-1. Introduction

Under the Constitution and laws of the United States, the protection of life and property and the maintenance of law and order within the territorial jurisdiction of any state are the primary responsibility of local and state governments; and the authority to enforce the laws is vested in the authorities of those governments. Generally, federal armed forces are employed after state and local civil authorities have utilized all of their own forces which are reasonably available, and are unable to control the situation, or when the situation is beyond the capabilities of state or local civil authorities, or when state and local civil authorities will not take appropriate action. This chapter discusses the legal considerations and policies governing the commitment of federal armed forces to control civil disturbances.

2-2. Responsibilities

a. The Attorney General of the United States has been designated as the chief civilian officer in charge of coordinating all federal government activities relating to civil disturbances. When a civil disturbance is imminent or active and it appears that federal assistance may be required, the Department of Justice may send an observer (or a representative) to that area to assess the situation and make appropriate recommendations. This representative is designated as the Senior Representative of the Attorney General (SRAG) and is the coordinator of all federal activities in the area of the disorder, including liaison with local civil authorities. One of his principal functions is to keep the Attorney General informed of all aspects of the situation.

b. The Secretary of the Army has been designated as the Executive Agent for the Department of Defense in all matters pertaining to the planning, deployment, and employment of military resources in the event of a civil disturbance. The Department of the Army has principal responsibility for coordinating the functions of all military services in these areas, while the other services are responsible for providing such assistance as may be requested by the Executive Agent. In this regard, the Department of the Air Force is tasked with the responsibility for direction of, and has coordinating authority over, all Department of Defense military and commercial airlift resources committed to civil disturbance operations. The Department of the Navy is tasked to provide logistical support when required. Additionally, the United States Marine Corps is tasked to furnish active forces trained and equipped for civil disturbances.

c. The Chief of Staff, US Army, exercises, through the Director of Military Support (DOMS), direction of federal military forces committed to civil disturbance operations. He also informs the Secretary of the Army of any unusual resource requirements and other significant developments in connection with civil disturbance operations and planning.

d. The Division of Military Support, an activity within the Office of the Deputy Chief of Staff for Operation and Plans, US Army, is directly responsible for assisting in developing policied and procedures for calling the National Guard to active federal service and ordering other reserve components to active duty for employment in civil disturbance operations; for developing policies and procedures for the employment of federal forces in civil disturbance operations; for developing Department of the Army civil disturbance plans, and reviewing the plans and directives of other Department of Defense components; for developing and establishing command and control facilities for use during civil disturbance operations; for providing communications—electronics support for the Department of the Army, federal agencies, and Army task forces committed during civil disturbance operations; and for coordinating with other Department of the Army and federal agencies essential planning, operational, and logistics and intelligence data.

e. Personal Liaison Officer, Chief of Staff, Army (PLOCSA), and Department of the Army Liaison Team (DALT).

(1) The Chief of Staff, United States Army, as the commander of all Federal Armed Forces deployed to a civil disturbance objective area, will normally appoint a personal liaison officer to go to the objective area for that period of time required to help restore law and order. The PLOCSA, a general

officer, is briefed by and is responsive to the Director of Military Support (DOMS), who acts for the Chief of Staff in this regard. The PLOCSA effects close coordination with the Senior Civilian Representative of the Attorney General and establishes and maintains liaison with responsible municipal, state and DOD officials. Upon receipt of information from the PLOCSA, DOMS will inform the Chief of Staff of existing conditions within the objective area. Additionally, the PLOCSA will assist and advise the designated task force commander, as required.

(2) The Department of the Army Liaison Team serves as the staff of the PLOCSA and is responsive to his direction. The DALT is comprised of a team chief (normally furnished by the Division of Military Support) and representatives of the Deputy Chief of Staff for Personnel, Deputy Chief of Staff for Logistics, Assistant Chief of Staff of Intelligence, Deputy Chief of Staff for Operations and Plans, Judge Advocate General, Surgeon General and Chief of Information. In addition to serving as the PLOCSA staff, the DALT members will assist, as required and authorized, members of the task force commander's staff by providing guidance pertaining to Department of the Army policy in their particular fields of staff expertise.

f. The Military Commander's Relations with Civil Authorities.

(1) In case of employment of Federal Armed Forces, the task force commander will cooperate with and assist, to the fullest extent possible, the Governor and other state and local authorities and forces, unless or until such cooperation interferes with the accomplishment of his mission.

(2) The task force commander will accept and, if reasonably possible within the framework of his orders, comply with requests for assistance received from duly constituted civil authorities. Even though the task force commander may direct subordinate elements of his command to assist designated civil authorities or police officials, military personnel will not be placed under the command of civilians, but will be commanded and controlled by their military superiors through the chain of command. This requirement does not preclude the establishment of joint patrols and jointly—manned fixed posts.

(3) In carrying out his duties, the military commander will insure that only the minimum necessary force is used to restore order. He will observe the policies outlined in his instructions and the provisions of this field manual. The commander will insure positive control over loading and firing of weapons.

(4) The commander should maintain liaison and coordination at all levels with civilian authorities in order to attain maximum cooperation in providing military aid and assistance. Collocation of command posts and the establishment of joint operation centers facilitate liaison and coordination between military and civilian authorities. Among the major areas requiring coordination are the following:

(*a*) Preservation of law and order.
(*b*) Custody of offenders.
(*c*) Documentation of evidence.
(*d*) News releases.
(*e*) Traffic and circulation control.
(*f*) Exchanges of situational information.
(*g*) Care of the injured.
(*h*) Evacuation, housing, and feeding.
(*i*) Protection of key areas and facilities.
(*k*) Delineation of areas of responsibility and establishment of joint patrols.
(*l*) Removal of debris which interferes with operations.

g. The use of federal military forces for civil disturbance operations should end as soon as the necessity therefor ceases and the normal civil processes can be restored. Determination of the end of the necessity will be made by the Department of the Army after coordination with the Department of Justice. The military commander will submit his recommendations directly to Division of Military Support, Department of the Army, Washington, D.C. 20310.

Section II. LEGAL CONSIDERATIONS

2-3. Federal Intervention and Aid

The authority to commit federal military force to control civil disturbances is expressed in Section 4, Article IV of the Constitution: "The United States shall guarantee to every State in the Union a Republican Form of Government, and shall protect each of them against Invasion; and on Application of the Legislature, or the Executive (when the Legislature cannot be convened) against domestic Violence. "Federal military forces are committed under the following provisions of Chapter 15, Insurrection, of Title 10, USC.

a. To aid civil authorities at the request of that state.

(1) Section 331. Federal aid of State governments.

"Whenever there is an insurrection in any State against its government, the President may, upon the request of its legislature or of its governor if the legislature cannot be convened, call into Federal service such of the militia of the other States, in the number requested by that State, and use such of the armed forces, as he considers necessary to suppress the insurrection."

(2) The wording above is based upon the presumption that the state has employed all its law enforcement resources, including the militia (National Guard) in the suppression of the disorders and found them to be insufficient. The President is thus authorized to call into federal service the National Guard of other states and to employ them, alone or in conjunction with such of the regular services as may be necessary, to respond to the request of state officials for assistance in subduing the insurrection. Recent practice has been to employ only regular federal forces to augment the National Guard of the requesting state; however, in such cases the President retains the option of calling National Guard forces of other states as further reinforcement.

(3) The Attorney General of the United States has been designated by the President to receive and coordinate preliminary requests from states for federal military assistance under 10 USC 331. Should such an application, either formal or preliminary, be presented to a local commander, that commander must inform the person making the application to address his request to the Attorney General. The commander must also immediately inform the Army Chief of Staff of the request and all known material facts pertaining thereto.

b. To enforce the laws of the United States.

The President " ....shall take care that the Laws be faithfully executed, and shall Commission all the Officers of the United States "; Section 4, Article II, US Constitution. The phrase " commission all officers of the United States " is not limited in definition to personnel of the military services, but to all whose appointment requires confirmation by the Senate (Section 2901, Title 5, USC). It is through these officers of the United States that the president exercises his authority to execute the laws. Further, Section 8, Article I, US Constitution, states that Congress shall have power " to provide for calling forth the Militia to execute the laws of the Union, suppress Insurrections, and repel invasions;.... " Therefore, Congress enacted the following:

Section 332. (10 USC) Use of militia and armed forces to enforce federal authority.

" Whenever the President considers that unlawful obstructions, combinations, or assemblages, or rebellion against the authority of the United States, make it impracticable to enforce the laws of the United States in any State or Territory by the ordinary course of judicial proceedings, he may call into Federal service such of the militia of any State, and use such of the armed forces, as he considers necessary to enforce those laws or to suppress the rebellion."

(1) The importance of these laws is that the President can direct the use of military force in a state even though the state has not requested assistance, and in fact may not desire such action. The mission of troops in such a case would be limited to the execution of federal laws and the associated duty of protecting federal personnel and property.

(2) The power to call militia units into federal service is significant in that those forces would be removed from state control.

c. To protect the civil rights of citizens within a state.

Amendment XIV, US Constitution provides, " ....No State shall make or enforce any law which shall abridge the privileges or immunities of citizens of the United States; nor shall any State deprive any person of life, liberty, or property, without due process of law, nor deny to any person within its jurisdiction the equal protection of the laws. " Congress provided supporting legislation (10 USC) as follows:

Section 333. Interference with State and Federal Law.

" The President, by using the militia or the armed forces, or both, or by any other means, shall take such measures as he considers necessary to suppress, in a State, any insurrection, domestic violence, unlawful combination, or conspiracy, if it....

(1)....so hinders the execution of the laws of that State, and of the United States with the State, that any part or class of its people is deprived of a right, privilege, immunity, or protection named in the Constitution and secured by law, and the constituted authorities of that State are unable, fail, or refuse to protect that right, privilege, or immunity, or to give that protection; or....

(2)....opposes or obstructs the execution of the laws of the United States or impedes the course of justice under those laws.

In any situation covered by clause (1), the State shall be considered to have denied the equal protection of the laws secured by the Constitution. "

2-4. Presidential Proclamation and Executive Order

10 U.S.C. 334 requires that whenever the President considers it necessary to use the National Guard or Federal Armed Forces under the authority of the intervention statutes discussed in paragraph 2-3*a*,

b, and *c*, he shall, by proclamation, immediately order the insurgents to disperse and retire peaceably to their abodes within a limited time (app B). If the proclamation is not obeyed, an Executive Order is then issued directing the Secretary of Defense to employ such National Guard and federal troops as are necessary to restore law and order. No employment orders will be issued by the Department of the Army until this is accomplished and the President directs the Secretary of Defense to take the necessary action. This does not however, preclude the alerting of forces and, if necessary, the prepositioning of predesignated forces at the direction of the Secretary of the Army as Executive Agent for the Department of Defense in civil disburbance operations.

2-5. Protection of Federal Property and Functions

The right of the United States to protect federal property or functions by intervention with Federal Armed Forces is an accepted principle of our government. This form of intervention is warranted only where the need for protection exists and the local civil authorities cannot, or will not, give adequate protection. This right is exercised by executive authority and extends to all federal property and functions (para 2-8, AR 500-50).

a. The installation commander is responsible for maintenance of law and order on the installation (para 1-13, AR 210-10). The authority of the commander to remove personnel not under military jurisdiction from his post or to apprehend and restrain these personnel may be found in 18 U.S.C. 1382 and AR 600-40. In general, in exercising his authority, the commander may take such actions as are reasonably necessary and lawful in accordance with applicable regulations. The enforcement of civilian criminal law and actions to be taken in order to uphold the commander's responsibilities with respect to law and order are discussed in DA Pam 27-21. These primary sources, together with AR 210-10 and the legal advice of his Staff Judge Advocate, provide the basic guidance necessary to the commander in the fulfillment of his command responsibilities to maintain law and order on the installation.

b. When a civil disturbance presents a threat to persons, property, or functions, on a major or minor installation/activity, under the jurisdiction of a major Army commander, and that threat is beyond the combined protection capability of his, and local law enforcement resources, the major Army commander will request support directly from Commander, FORSCOM, and inform Headquarters, Department of the Army, DAMO-MSE.

c. When the commander of an installation/activity under the direct supervision of Headquarters, Department of the Army, is reasonably certain that a civil disturbance presents a threat to persons, property, or function/activity which is beyond the combined protection capability of his own and civil law enforcement resources, he will request support through appropriate channels to the Division of Military Support, DA, Washington, DC 20310, and advise the appropriate Headquarters, Department of the Army staff agency of such request.

d. Upon receiving requests for assistance from commanders as indicated in *b* and *c*, above, the Commanders, FORSCOM/MDW, have authority to employ augmentation forces as required to reinforce the internal security forces of installations/activities. When such action is taken, the Commander will notify the Division Directorate of Military Support, DA, Washington, DC 20310, through established command channels. If, however, because of its location within an area predominantly under civil rather than military jurisdiction, in the judgment of the major commander(s) involved there may be jurisdictional implications connected with the use of federal troops to protect an installation/activity, no action will be taken until the appropriate major commander requests and receives specific instructions through established command channels from the Division Directorate of Military Support, DA, Washington, DC 20310.

e. When an installation commander learns that a need for the protection of other federal property or functions exists, he will notify the Division of Military Support, DA, Washington, DC 20310, through established command channels.

2-6. Emergency

Paragraph 2-4, AR 500-50 provides that when civil disturbances erupt so suddenly that it is dangerous to notify the Department of the Army and await instructions through normal channels, an officer of the active Army in command of troops may take such action as the circumstances justify. Such action, without prior authority, will be for the protection of life, the preservation of law and order, and the protection of property (the overall situation may cause the commander on the site to limit his mission to the protection of life and the protection of federal property). In the event of civil disturbance requiring action before the receipt of instructions, the officer taking such action will report his action immediately, and the circumstances requiring it, to the Director of Military Support, Department of the Army.

2-7. Legal Restrictions

a. The "Posse Comitatus Act" provides that whoever, except in cases and under circumstances expressly authorized by the Constitution or Act of

Congress, willfully uses any part of the Army or Air Force as a posse comitatus or otherwise to execute local, state, or federal laws shall be fined not more that $10,000, or imprisoned not more than 2 years, or both. Department of Defense policy includes Navy and Marine Corps within the proscription of the act.

b. The phrase "posse comitatus" means the power or body of the county. Under this authority the sheriff could call to his aid the male population of the county above the age of 15 to assist in keeping peace and pursuing and arresting felons. The familiar "posse" used by sheriffs to pursue the arrest felons during the frontier days of this country is an example of this power. To speak of the Army being used as a posse comitatus simply means that it assists in the execution of the ordinary civil law. The use of the Army to enforce civil law was not unusual in the history of our country. Following the Civil War, federal troops were regularly used to enforce the Reconstruction Acts. It was to curb the use of troops in such a manner that the original "Posse Comitatus" Act was enacted by Congress in 1878. Later the prohibition against using the Air Force for such purposes was added, and the entire provision was enacted into permanent legislation. The proscriptions of the Act apply to the enforcement of federal, state or local law. A related statute makes it an offense to keep personnel of the military services at the place where elections are being held, except when such force is necessary to repel armed enemies of the United States (18 U.S.C. 592 and 593).

c. Military forces acting in civil disturbances under the provisions of 10 U.S.C. 331-333 cited in paragraph 2-3*a*, *b*, and *c*, are not in violation of the Posse Comitatus Act. Nor does the prohibition extend to the employment of federal military forces in protecting federal functions and property, or from acting in an emergency as described in paragraph 2-6.

d. It should be noted that the Posse Comitatus Act does not prohibit measures of military assistance amounting to "protection" as opposed to "law enforcement." Thus, it does not prohibit the use of Army bomb disposal experts in deactivating and destroying explosives found in civilian communities. Nor does it prohibit Army medical personnel from rendering medical care to persons injured in a civilian calamity. The penalty is for a concerted use, under orders, of units or individuals of the Army or of the Air Force to execute the law.

e. Few states have laws similar to the Posse Comitatus Act. One of the primary missions of the National Guard is to provide, under appropriate state laws, military support to civil authorities during emergencies, including civil disturbances. Procedures vary throughout CONUS; in general, the system is parallel to that used by the President or Congress in assigning missions to federal troops. However, if National Guard forces were called to active *federal* duty, the provisions of the Posse Comitatus Act would apply until they were restored to state control.

2-8. Martial Rule

The employment of federal armed forces during civil disturbances normally does not require the application of martial rule. The role of troops, Active Army or National Guard, is to support, not supplant, civil authority (USAR forces, although under the same training directives, are not liable for civil disturbance missions except when so directed by the President). The whole concept of Martial Rule is unusual in that it is not written — neither in the form of law nor as a military regulation; it is based on public necessity. Public necessity, reduced to its elements, means that public safety is involved. The military forces will never "take over"; they may issue orders and regulations applicable to the civilian population but only as necessary to support and enforce the ordinary law of the land and to restore civilian authority. Military intervention is applied only in those fields where civilian authority is not able to function effectively due to the magnitude or rapid development of the situation. Normally, martial rule is exercised at the direction of the President (State authorities may take such action within their own jurisdictions), but local troop commanders have emergency authority (para 2-6) when time factors would preclude effective action. A good example of this principle being used is when General Funston ordered the dynamiting of buildings in San Francisco to prevent the spread of fires caused by the earthquake in 1906; collaterally, he announced and enforced measures against looting. Whether or not a proclamation of martial rule exists, it is incumbent upon commanders concerned to weigh every proposed action against the threat to public order and safety so that the necessity for martial rule may be ascertained. Except in the limited circumstances mentioned in paragraph 2-6, when conditions requiring the imposition of martial rule arise, the military commander at the scene will so inform the Army Chief of Staff, and await instructions. When federal armed forces have been employed in an objective area in a martial rule situation, the population of the affected area will be informed of the rules of conduct and other restrictive measures the military is authorized to enforce. These normally will be announced by proclamation or order and will be given the widest possible distribution by all available media. Federal armed forces ordinarily will exercise police powers previously inoperative in the

affected area, restore and maintain order, insure the essential mechanics of distribution, transportation, and communications, and initiate necessary relief measures.

2-9. Civil and Criminal Liability of Military Personnel

When federal military forces are employed in the United States and its territories, whether or not martial rule prevails, the acts of individual military personnel are subject to review by the civil courts in actions for damages or in criminal proceedings. Military personnel also remain subject to the provisions of the Uniform Code of Military Justice. In a criminal prosecution, the civil courts ordinarily do not convict a military subordinate for acts done in good faith in obedience to orders from superior military authority. However, if illegality of the act is so obvious as to be immediately apparent to a reasonable person, obedience to the order probably would not prove to be a valid defense. The use of *necessary* force to accomplish a military mission does not make an otherwise lawful act by military personnel illegal. The *reckless* or *malicious* use of force, however, may subject military personnel to civil or criminal liability, or both.

2-10. Right to Trial by Federal Court

The following quotation is taken directly from the law: "A civil or criminal prosecution in a court of a State of the United States against a member of the Armed Forces of the United States on account of an act done under color of his office or status, or in respect to which he claims any right, title, or authority under a law of the United States respecting the Armed Forces thereof, or under the law of war, may at any time before the trial or final hearing thereof be removed for trial into the district court where it is pending in the manner prescribed by law, and it shall thereupon be entered on the docket of the district court, which shall proceed as if the cause had been originally commenced therein and shall have full power to hear and determine the cause" (28 U.S.C. 1142*a*). I simple terms, it guarantees the right of any member of the armed forces to trial before a federal court, rather than a state court, for any charge or claim against him for any act done within the performance of his official duties.

2-11. Detention and Search of Civilians

Persons not normally subject to military law may be detained on a temporary basis by military forces incident to the lawful use of such forces. Because of the legal considerations involved, however, civil police should apprehend violators of state and local laws whenever possible. If the circumstances require members of the US armed forces to detain civilians, the following policies must be adhered to:

a. Detention.

(1) Apprehension of civilians by military personnel should be restricted to serious offenses; i.e., incidents involving injury or death to persons. Mass apprehension of people just to clear the streets is not acceptable.

(2) Apprehended civilians must be turned over to civil authorities as soon as possible.

(3) Civilians will be detained in Army detention facilities only when civilian confinement facilities cannot accommodate the number of persons apprehended. The provisions of AR 500-50 and DA Civil Disturbance Plan (GARDEN PLOT (U)) must be strictly observed.

b. Searches. Searches of persons and property not normally subject to military law may be conducted by military forces incident to the lawful use of such forces. Because of the legal considerations involved, however, civilian law enforcement agencies should conduct searches of nonmilitary persons and property whenever possible. If civil police are not available, military forces may conduct searches of individuals incident to a lawful arrest. A search of the individual incident to an arrest includes not only the person of the arrestee but also the immediate area, that is, the area from which the individual may grab a weapon or destructible evidence. Military forces may also conduct searches of private property, including automobiles, where such is necessary to the mission of restoring and maintaining law and order. Before conducting such a search of private property it must be determined that one of the following conditions exist: reasonable belief exists that an individual has committed or is committing a crime of violence and is hiding in a building or automobile; reasonable belief exists that an individual has committed or is committing a crime of violence and is hiding in a building or automobile; reasonable belief exists that an automobile contains weapons or instruments of violence; there is probable cause to search a building or automobile and probable cause to believe that unless immediate action is taken evidence of a crime will be destroyed before a warrant could be obtained. Searches of female offenders must conform with the procedures specified in paragraph 5-18.

2-12. Writ of Habeas Corpus

The writ of habeas corpus is an order issued by a competent court and addressed to the custodian of a prisoner directing that the custodian bring the prisoner into the court for judicial determination of the legality of his apprehension and detention. A federal military officer is bound to obey the writ when issued by a federal court. He should consult with the Staff Judge Advocate as to required

procedures to be followed. To such a writ issued by a state court, however, the officer or his legal advisor, in the absence of instructions to the contrary, should make a respectful reply to the effect that the prisoner is held by authority of the United States.

2-13. Laws and Ordinances

Certain state and local laws and ordinances may exist within the objective area which can be helpful to control forces in managing a civil disturbance. Several of these laws, however, limit civil liberty and are enforceable only in periods of civil violence. Commanders of federal troops employed in civil disturbance operations must determine which laws existing within the objective area are applicable to, and enforceable during, a civil disturbance. Examples of these laws are listed below:

a. Noncongregation. The strict enforcement of laws or ordinances which regulate or restrict gatherings of individuals is appropriate during civil violence when such assemblies promote further violence.

(1) *Laws or ordinances to prevent gathering.* Under civil disturbance conditions it is advisable to prevent people from assembling. The extremes of this requirement may range from prohibiting congregation at any place and time to restrictions applicable only in certain places at certain times. This type of law or ordinance should designate the maximum number of people that may lawfully gather in a particular area at a specific time. Such laws or ordinances serve to minimize, at an early stage, danger of disorder and riot by large groups of people.

(2) *Permits to gather.* When tension has eased, public or private gatherings should be allowed if permission has been granted by proper civil authority. The representative of a group should be required to apply for a permit to meet at a certain place and time for a specific reason. This requirement will allow civil authorities sufficient time to prepare for possible outbreaks of disorder and alert them to potential trouble areas. Permits to gather are appropriate for events involving large numbers of persons, such as festivals, parades, rallies, athletic events, political events, political meetings, labor meetings, and similar gatherings. Civil authorities must inform the leaders of organized groups of local laws and ordinances which are applicable to the contemplated group activity.

b. Restriction of Circulation. The circulation of individuals within a city or other area, especially during the hours of darkness, can be controlled effectively by a strictly enforced curfew and pass system. Certain individuals must be granted passes so that essential businesses and public utilities can operate during the curfew period. As tension eases, restrictions on circulation should be eliminated gradually. It may also prove necessary to restrict all modes of travel until the cessation of trouble. Again, as tension subsides, limited travel by permission granted by competent civil authority should be instituted as a less restrictive form of control. Such laws and ordinance can be enforced by the use of roadblocks, check points, and patrols.

c. Communications. All communications equipment having a capability of transmitting or interfering with official messages should be required to be registered. Also, the authority for public officials to seize or confiscate such equipment should be defined. The law or ordinance should include all electronic or wire communications equipment whether it be of professional or homemade origin. Sound trucks and electronic megaphones also come under the restrictions of laws of this type. Such laws and ordinances serve a dual purpose; they reduce the possibility of any interference with official messages intended to reach the public, and they place an effective limitation on the ability of agitators and mob leaders to reach a large number of people.

d. Conspiracy Associated With Civil Disorders. Laws or ordinances can make it unlawful for two or more persons to meet for the purpose of planning an act which is designed to create violence, rioting, or other forms of civil disturbances; they might also prohibit inciting or participating in any rioting or public disorder. Acts which violate laws of this nature include making hostile or inflammatory speeches or threats regarding public officials, or which are aimed at the overthrow of the lawful government. Any other group action which might result in fomenting civil disorder should be prohibited by appropriate laws and ordinances.

e. Interference With Government and Public Functions. Since the unimpeded operation of government is essential, laws or ordinances should make certain acts of interference with governmental functions criminal offenses. Public transportation, public communications, and other public services and utilities must also be able to continue operations throughout periods of unrest and tension, since disruption of such services increases unrest and the possibility of group voilence.

f. Interference With Federal Force Personnel. The Civil Disorders Act of 1968, 18 U.S.C. 231, makes it a federal offense to obstruct, impede, or interfere with any fireman or law enforcement officer lawfully engaged in the performance of his official duties. Included within the definition of law

enforcement officers are members of the State National Guard and of the Federal Forces who are actually engaged in civil disturbance control missions.

g. Prohibition or Restriction Against Possession of Weapons. It may be necessary for civil authorities to enact laws or ordinances prohibiting the carrying, or requiring the registration, of firearms, ammunition, and explosives in order that they may be controlled. These laws should pertain to such items as automatic weapons, grenades, sporting rifles and shotguns, pistols, revolvers, firing devices and certain chemical agents. In some instances it may be necessary to seize or confiscate privately-owned weapons during periods of public unrest. In addition, law enforcement officials should be given authority to confiscate any other items that could be used as weapons. Inspections of automobiles and individuals entering or leaving a tension-filled area should be accomplished and objects such as clubs, bottles, and chains should be taken so they cannot be used as weapons. Receipts must be given for accountability and to assist in eventual return of the property where appropriate.

h. Other Restrictions. Restrictions, or prohibitions, as necessary, should be placed on the sale of alcoholic beverages, volatile liquids, flammable materials, and other locally available materials which could be used either to incite crowds or riotous groups or as weapons or arson materials.

2-14. Use of News Media to Inform the Public

News media provide means by which laws, ordinances, and similar restrictions can be brought to the attention of the public and explained to them. The news media, by publishing timely, factual information, also help stop rumors. The cooperation of the media should be sought for such actions, and to exert their influence toward preventing or minimizing threatened civil disturbances. An adequate period of time must be allowed for the public to comply with restrictions imposed by local government.

Section III. POLICIES

2-15. General

The normal mission of military forces is to assist local authorities in the restoration of law and order. This mission may be accomplished by dispersing unauthorized assemblages and by increased patrolling in the disturbance area to prevent the commission of lawless acts. Military forces may present a show of force, establish road or area blocks, disperse crowds, release riot control agents, serve as security forces or reserves and perform other operations as required. Department of the Army policies in this area rest on the fundamental principle that the preservation of law and order is the responsibility of state and local governments. When it is necessary to use federal forces only that degree of force reasonably necessary under the circumstances will be used (para 4-11).

2-16. Command Authority

a. General. In the enforcement of the laws, federal armed forces are employed as a part of the military power of the United States and act under the orders of the President, as Commander in Chief. When employment of federal armed forces has taken place, the duly designated military commander at the objective area will act to the extent necessary to accomplish his mission. In the accomplishment of his mission, reasonable necessity is the measure of his authority subject, of course, to instructions he may receive from his superiors.

b. Limitations. Federal armed forces employed in aid of the civil authorities will be under the command of, and directly responsible to, their military and civilian superiors through the Department of the Army chain of command. They will not be placed under the command of an officer of the National Guard not in the federal service, or of any local or state civil official. As directed by the Army Chief of Staff, military commanders will be responsive to authorized federal civil officials.

2-17. Military Resource Loans

As a temporary emergency measure, US Army resources under control of the Department of the Army may be loaned to state and local governmental bodies and law enforcement agencies for use during civil disturbance operations. Procedures also exist for the loan of these resources to the National Guard and non-Department of Defense Federal agencies. A complete discussion of the procedures for obtaining a loan is contain in AR 500-50. Loan requesters should be encouraged to provide sufficient resources of their own to minimize the need for reliance on Army assistance. Moreover, the availability of such assistance is contingent upon military requirements for the requested resources.

2-18. Information Concerning Civilians

No information on civilian individuals or organizations will be collected except when specifically authorized by the Secretary or Under Secretary of the Army. In such instances, facts must indicate the existence of the distinct threat of civil disturbance exceeding the capabilities of local and state authorities. For a complete discussion, see paragraphs 7-18 through 7-20.

CHAPTER 3

COLLECTIVE BEHAVIOR

Section I. INTRODUCTION

3-1. General

The successful accomplishment of a civil disturbance control mission requires an understanding of collective behavior as it is applied to civil disturbance situations. It also requires an understanding of the patterns of disorder. This chapter discusses collective behavior and describes patterns of disorder. The influence of the psychological aspects of collective behavior on control force members is also discussed.

3-2. Collective Behavior

a. For the purpose of this manual, the term "collective behavior" refers to the actions of a group of individuals in situations where normal standards of conduct may not be practiced, such as in crowds, mobs and civil disturbances.

b. Collective behavior involves both psychological and social factors. Certain of these factors are evident in everyday life. People participate daily in group situations without designated social rank. It is only when all the elements are combined by a proper catalyst and collective behavior takes on dramatic form, such as in a mob or civil disturbance, that cause for concern arises.

c. While collective behavior in its dramatic form may appear to be spontaneous and utterly unpredictable, it is not purely a matter of chance. There is invariably an underlying motivation or goal for a mob or civil disturbance. Crown violance usually results when people have grievances, either real or imagined, and are led to believe that violence will achieve redress.

Section II. CROWD AND MOB BEHAVIOR

3-3. General

a. The crowd is the most common form of collective behavior. A crowd is defined as a large number of persons temporarily congregated. Just as in all other forms of collective behavior, a crowd is more than just a collection of individuals. Simply being a part of a crowd affects an individual and he is, to some degree, different than when alone. For example, a very mild and submissive person may find courage within a crowd to commit acts he would be afraid to attempt by himself.

b. There are almost as many types of crowds as there are reasons for persons to assemble. The audience that assembles for a football game or gathers at an accident is a *casual crowd.* Individuals within this crowd probably have no common bonds other than the enjoyment or curiosity which the game or incident stimulates. There is also a *planned crowd,* one that assembles at the call of leaders to accomplish a purpose in which all members have an interest and purpose, and numbers enhance the probability of success.

c. Under normal circumstances when a crowd is orderly, is not violating any laws, and is not causing danger to life or property, it does not present a problem to authorities. *In a civil disturbance environment, however, any crowd represents a threat to law and order because of its vulnerability to manipulation by skillful agitators and subsequent capacity for violence.*

d. The extreme of crowd behavior is the mob. A *mob* is a crowd whose members lose their concern for laws and authority and follow their leaders into *unlawful* and disruptive acts. Mob behavior is highly emotional, oftentimes unreasonable, and prone to violence. A mob can be developed from almost any crowd by the proper catalyst, but the planned crowd most lends itself to influence by its leadership, peaceful or otherwise. In fact, skillful agitators in today's society, through use of television, radio, and other communications media, can reach large portions of the population and incite them to unlawful acts without the need for a preformed crowd or direct personnal contact with the crowd.

3-4. Characteristic Crowd Behavior in a Civil Disturbance

Characteristic of civil dusturbances and a part of collective behavior are situations in which:

a. Curious bystanders and sympathetic onlookers join forces with activist groups and individuals.

b. Crowds which are normally peaceful become irrational mobs as behavior factors take hold.

c. Skillful leaders through various techniques and stimuli agitate and incite crowds into irrational action.

d. Crowds demonstrate grievances by transferring aggression from social or economic problems to some group or individual who becomes an object or hostility.

3-5. Psychological Influences on Crowd and Control Force Behavior

Psychological behavior factors have an important influence on members of a crowd and on members of the control force. These factors contribute to the irrational extremes of individual behavior in civil disturbances and must be considered by the commander in planning and training for a disturbance, and in control and supervision once at the disturbance site.

a. Anonymity.

(1) *Crowd.* Crowds are anonymous because they are large and because they are most often temporary congregations. The crowd member acts with a feeling of safety because he feels himself a part of a faceless mass. He acts without conscience because he feels moral responsibility has been shifted from him to the crowd. One effective way to remove this false sense of security is to take photographs or motion pictures of crowd members. It is important that participants in a disturbance know that they are being photographed. In addition to discouraging unlawful acts, this technique provides an indisputable chronicle for prosecution purposes. The photographer should be in military uniform to clearly identify him as a member of the control force, and be close enough to the crowd to be easily seen.

(2) *Control force.* The size of the control force and the nature of the interaction between them and the dissidents may remove a sense of individuality from control force personnel. Because he loses this feeling of individuality, the control force member may commit acts he would normally suppress. The commander must assure that his subordinate leaders supervise the troops in such a way that will prevent this feeling of anonymity. Every leader should know each of his men by name, and address them by name at every opportunity.

b. Impersonality.

(1) *Crowd.* Collective behavior is impersonal. In a race riot, for example, individual distinctions are not made. Each member of a certain race or ethnic group is considered to be as good or bad as other members of the same race or ethnic group.

(2) *Control force.* Impersonality affects members of the control force in the same manner it affects the crowd. It could cause the control force to respond to a situation inappropriately because the response would be based on who was involved rather than on what took place. Racial and ethnic balance within the control force can help stem impersonality as can an understanding of the people involved in the disturbance.

c. Suggestion and Imitation.

(1) *Crowd.* The presence of large numbers of people in a disturbance discourages individual behavior and makes individuals act readily to suggestion. The urge to do what others do is strong in man. Only individuals with strong convictions can resist the compulsion to conform to the group. Subsequently, they look to others for cues and disregard personal background and training.

(2) *Control force.* In the confrontation environment, control force personnel also are susceptible to suggestion, and may imitate the actions of others. In such a situation, one improper action may be imitated by others in the control force and cause a broad reaction that may be inappropriate to the situation. Rigorous training, effective supervision, and immediate correction of inappropriate or unauthorized actions are means of preventing suggestion and imitation.

d. Emotional contagion.

(1) *Crowd.* The most dramatic psychological factor in crowd behavior is emotional contagion. Excitement is transmitted from one person to another and a high state of collective emotion builds up. Ideas conceived by the leaders and dominant members of the crowd are rapidly passed from person to person. These ideas and the general mood of the crowd sweep to bystanders and curiosity seekers who are caught in the wave of excitement and crowd action. Emotional contagion is especially significant in a civil disturbance environment for the following reasons:

(*a*) Emotional contagion provides the crowd with psychological unity. This unity is based on common emotional responses and is usually temporary, but it may be the only momentum a crowd needs to turn to mob action.

(*b*) When emotional contagion prevails, self-discipline is usually low. Individuals disregard normal controls and give way to raw emotions.

(*c*) Emotional contagion exceeds the bounds of personal contact. As mentioned earlier, crowds can be stimulated by the mass media.

(2) *Control force.* Emotional contagion narrows the field of consciousness and diminishes

the critical ability of the control force as well as the crowd. Control force personnel are apt to be emotionally stimulated and be affected by rumor and fear because of the tension in the confrontation environment. When the control force is affected by this tension factor, self-discipline tends to be low and the individual soldiers may feel freed from normal restraints. The commander must be cognizant of this factor and be prepared to take appropriate action to counteract its effects.

e. Release from Repressed Emotions.

(1) *Crowd.* The prejudices and unsatisfied desires of the individual, which are normally held in restraint, are readily released in a mob. This temporary release is a powerful incentive for an individual to participate in mob action because it gives him an opportunity to do things which he has wanted to do but which he has not dared to attempt before.

(2) *Control force.* Control force members who foster contempt for certain people or segments of society may take advantage of their position to express their contempt. Everyone should be thoroughly briefed concerning performing duties fairly and impartially and made aware that they are held individually accountable for their actions.

3-6. Panic

a. General. Panic is a factor which must always be considered in crowd control. It results from terror which inspires unreasoning and frantic efforts to seek safety. Panic is extremely contagious and spreads rapidly. Peoples' reactions become so irrational that they endanger themselves and others.

b. Causes. The following situations are causes of panic:

(1) *Perceived threat.* The knowledge or feeling that danger threatens. Usually the danger is felt to be so close at hand that the only course of action is to flee.

(2) *Partial entrapment.* Escape routes are limited, or as oftentimes is true, only one escape route exists.

(3) *Partial or complete breakdown of the escape route.* The already limited exits are further blocked or congested. Passage is limited and slow, or even halted.

(4) *Front-to-rear communications failure.* When people at the rear of the crowd continue to assume the escape route is open after it is blocked the panic situation is completed. The physical force of people in the rear trying to force their way to the blocked exit causes those in the front to be crushed, smothered, or trampled.

(5) *Massed mob exposure to riot control agents.* In a heavily massed configuration, individuals within the mob will be unable to readily escape therefrom. Their sudden exposure to any significant quantities of riot control agent under such circumstances may result in a panic situation in which large numbers of people may be trampled to death or seriously injured.

c. Preventing Panic.

(1) Every precaution is taken to prevent panic. The most important consideration in prevention is to keep the people informed. If people can be convinced that no threat exists, if that is true, or fully informed as to the nature of the threat, if one exists, it is unlikely that panic will occur. A means of communication with the people is always maintained.

(2) Another important factor in the prevention of panic is the establishment of maintenance of avenues of escape. These escape routes are well publicized and are clearly defined. Movement along the avenues of escape is controlled so that the flow is channeled in the desired direction. When dispersing a crowd, it is important to remember that actual physical blockage of escape routes is not necessary to create panic. The same effect will result if the crowd has cause to believe that escape routes are blocked.

(3) When used against a closely massed mob, the initial release of riot control agents should be in small quantities which, while sufficient to initiate dispursal, will not cause complete panic. As the mob disperses or breaks up sufficiently to permit the individual members to escape, larger quantities of the riot control agent may be released to assure complete dispersal.

3-7. Factors Which Affect Crowd Behavior

Irrational or unrestrained crowd behavior may be influenced by the following:

a. Emotional Needs. Crowd behavior expresses the emotional needs, resentments, and prejudices of the members. In a crowd situation individuals may do things they ordinarily would not do, but the crowd does only those things that most of its members would like to do. The emotional stimulus and protection of the crowd encourages its members to express the impulses, hostilities, aggressions and rages which they restrain in calmer moments. When blocked from expressing emotion toward one object, a mob's attention generally shifts to another.

b. Moral Attitudes. Crowd behavior is limited by the conviction of the members as to what is right. The concept of what is right is based on the customs or folkways, the conventional behaviors, and the moral attitudes of the times and places in which people live. A crowd rarely does anything without some moral approval. Lynchings used to occur only where a large proportion of the people felt that a

lynching was morally justified, even necessary, under certain circumstances. The members of the lynching party normally considered themselves public benefactors, not guilty law-breakers.

c. Crowd Leadership. Leadership profoundly affects the intensity and direction of crowd behavior. A skillful agitator can convert a group of frustrated, resentful people into a vengeful mob and direct their aggression at any target included in their resentment. Likewise, an individual can sometimes calm or divert a crowd by a strategic suggestion or command. In many crowd situations, the members, frustrated by confusion and uncertainty, *want* to be directed, and the first person who starts giving clear orders in an authoritative manner is likely to be followed. It is at this stage of crowd development that radicals can take charge and exploit the crowd's mood and turn it toward a target of convenience. On the other hand, a leader may calm the crowd, appeal to the reasoning powers of the individuals present, and hence, avoid a potentially serious situation.

d. External Controls.

(1) Weather is one important external control on crowd behavior. Crowd behavior usually occurs in the summertime when people are able to gather in large outdoor assembles. Cold weather and rain discourage group actions.

(2) Another principal external control on crowd behavior is exercised by local government. Crowd behavior seldom takes on violent form when the local government is prepared to cope with the situation before it gets out of hand. Police also have a strong influence on crowd behavior because of the frequency and nature of police contact with the people.

e. The use of Physical Stimuli. Professional agitators may resort to the use of physical stimuli in the form of drugs and liquor to create a false sense of bravado, recklessness and desperation among selected, normally weak, neighborhood residents. These individuals are encouraged to set up and perpetrate violent acts in their own neighborhood while the professional joins the crowd and harangues from the outskirts. This technique is difficult to cope with because the crowd will be in sympathy with a neighborhood resident and a show of force by authorities often will compound the violence.

3-8. Courses of Mob Action

Regardless of the reason for violence, whether it is the result of spontaneous reactions or is deliberately incited, riotous actions can be extremely destructive. Such actions may consist of indiscriminate looting and burning, or open attacks on officials, buildings, and innocent passersby. Participants are limited in their actions only by their ingenuity, the training of their leaders, and the weapons, supplies, equipment, and materials available to them. Although the degree of violence will depend upon a number of factors, such as the type and number of people involved, location, cause of the disturbance, and weapons available, certain types of violence can be anticipated. Commanders and troops should be familiar with, and carefully trained in, the proper actions to take when incidents such as the following occur.

a. Verbal Abuse. Verbal abuse in the form of obscene remarks, taunts, ridicule, and jeers can be expected. The purpose of this tactic is to anger and demoralize civil disturbance control forces and cause them to take actions that later may be exploited as acts of brutality.

b. Use of Women, Children, and Elderly People. Women, children, and elderly people may be placed in the front ranks. This is done to play on the sympathy of the control forces and to discourage any countermeasures. Where countermeasures are undertaken, agitators may have photographs taken to create further public animosity and embarrassment to the control forces.

c. Use of Barricades by Crowds. To impede the movement of troops, or in an attempt to prevent control forces from entering an area or buildings, the crowd may construct barricades of vehicles, trees, furniture, fences, or any other material that may be in the vicinity.

d. Actions Against Barriers. In an effort to breach barriers, individuals may throw grapples into wire barricades and drag them away, or they may attach grapples, chains, wire, or rope to gates or fences and pull them down. They may use long poles or spears to keep control forces back while removing fences or barricades or to prevent them from using bayonets. They may crash vehicles into gates or fences to breach them.

e. Thrown Objects. Objects may be thrown from various vantage points, such as windows and roofs of nearby buildings and overpasses. These objects may include rotten vegetables and fruits, rocks, bricks, bottles, improvised bombs, or any other objects available at the scene.

f. Attacks on Personnel and Vehicles. Groups of rioters can be expected to give vent to their emotions upon individuals and troop formations. Troops performing duty during a civil disorder may be beaten, injured, or killed. Vehicles may be overturned, set on fire, have their tires slashed, or otherwise damaged. The same type of violence may be directed against personnel and equipment of fire departments and other public utilities.

g. Vehicles or Objects Directed Against Troops. When troops are located on a slope or at the bottom of a slope, dangerous objects can be directed at them such as vehicles, carts, barrels, and liquids. On level ground, wheeled vehicles can be driven toward troops; the drivers jump out before the vehicles reach the target. This tactic may also be used for breaching roadblocks and barricades.

h. Use of Fire. Rioters may set fire to buildings and motor vehicles to block the advance of troops, to create confusion or diversion, or to achieve goals of property destruction, looting, and sniping. They may flood an area with gasoline or oil and ignite it as the troops advance into the area, or pour gasoline or oil down a slope toward the troops or drop it from buildings and ignite it.

i. Weapons Fire Against Troops. Weapons fire against troops may take the form of selective sniping or massed fire, and may come from within the ranks of the rioters or from buildings or other adjacent cover. The weapons used will vary from homemade one-shot weapons to rifles.

j. Explosives. Explosives may be placed in a building, timed to explode as troops or vehicles are opposite the building, or they may be exploded ahead of the troops or vehicles so that the rubble blocks the street. Demolition charges can be buried in streets and exploded as troops or vehicles pass over them. Vehicles rolled or driven against the troops may contain explosives. Dogs or other animals with explosives attached to their bodies may be driven toward the troops. The charges may be exploded by remote control, fuses, or time devices. Demolition charges may be employed to breach a dike, levee, or dam to flood an area, or to block an underpass by demolishing the overhead bridge. Even the most harmless appearing objects, such as cigarette lighters and toys, may contain enough explosives to injure or kill.

CHAPTER 4

CIVIL DISTURBANCE MANAGEMENT

Section I. INTRODUCTION

4-1. General

a. Civil disturbances have been thought of exclusively as riots, and this concept has had a direct bearing on the planning, training, and operations of civilian and military control forces. However, the term "civil disturbances," with its connotation of illegal activity, is sometimes used to include a broad range of confrontations which vary in intensity (and purpose) from a peaceful assembly in a public place to a violent and destructive attack on people and property. This requires that agencies which have a control force mission develop responses based on the variable nature of the threat and provide for a high degree of flexibility and selectivity. The past emphasis on the violent aspects has often resulted in control force responses which could, or did, aggravate rather than reduce the problem. Some demonstrations, such as picketing or "marches," usually conducted as authorized by a permit, are legitimate forms of protest and generally should not be classed as disturbances even though some element of inconvenience to the public is involved. However, the possibility exists that a clique within the group of demonstrators, or factions not connected with the group, will take advantage of the opportunity to escalate the occasion to higher levels of disorder. Therefore, the management of a civil disturbance must be based on the peculiarities of each situation. This variety of social activity is exemplified below:

(1) *Mass demonstrations* — involving hundreds or thousands of people, many of whom may be nonviolent and within their rights to protest but because of the number can overwhelm the capabilities of law enforcement agencies.

(2) *Civil disobedience* — often involving elderly women, young females and mothers with small children as well as men whose nonviolent posture places the control forces in an awkward position.

(3) *Idealistic protests* — involving fanatically dedicated young participants for whom normal deterrents such as the threat of arrest or use of force has limited or no effect.

(4) *Dispersed riots* — involving many small groups of dissidents, many of whom are acting irrationally out of sheer frustration and bitterness. These groups may operate independently, or in concert over a wide urban area, dispersing when threatened by control force operations, later reassembling elsewhere.

(5) *Terrorism* — involving extremely violent, often nihilistic or even anarchistic tactics, such as sniping and bombing attacks, which make conventional police operations extremely hazardous, and probably ineffective.

b. This chapter discusses the concept of civil disturbance management and the principles which will assist in the effective management of a disturbance. Special emphasis is given in paragraphs 4-11 and 4-12 to the application of force.

4-2. Civil Disturbance Management

a. General. The management of civil disturbance in a free society is a difficult, demanding task that requires careful preparation and exact execution by the control force. The control force must be capable of applying any one or combination of the tasks and techniques discussed in chapter 5. The commander must be prepared to select which of these tasks and techniques would be the proper response to successfully manage the particular disturbance confronting his command. An improper or poorly executed control force response could have the effect of increasing the intensity of the disturbance.

b. Ultimate objective — restoration of order. The ultimate objective of a military commander committed to the management of civil disturbances is the restoration of a state of law and order. "Law and order" is a relative term that can generally be equated to state of normalcy in the community. This objective should include pursuing a course of action which contributes to the long-term maintenance of law and order. Control force action which accomplishes immediate control only at the price of increased social hostilities and potentially greater future violence should be avoided and alternative responses should be sought.

c. Interim Objective — Intensity Reduction. In many civil disturbances full control cannot be attained immediately. The commander must reduce the intensity of the disturbance to the lowest level that can be realistically attained, given all the conditions and variables influencing that particular situation. This interim objective is essentially a compromise. On the one hand, the control force must avoid attempting to impose a degree of control beyond its actual capabilities or through provocative measures of force, lest it only worsen the situation. On the other hand, the control force must take effective action to attain an acceptable degree of security and continued functioning of the threatened community. Factors which may influence or necessitate the decision to seek an interim objective are:

(1) *Magnitude of confrontation* — the size or the extent of many disturbances may make the enforcement of all laws impossible in affected areas.

(2) *Readiness of police* — in the initial stages of a confrontation, the capability of control forces will be fairly limited, pending the assembly of additional forces and the erection of field facilities.

(3) *Time of day* — during certain hours of the day, large numbers of bystanders or hangers-on can be expected to be present at a confrontation making their potential involvement an important factor.

(4) *Intensity of emotions* — where the emotional involvement of confrontation's participants — including a dissidents, bystanders, and control forces — is at a high point, any aggressive action could trigger greater violence.

(5) *Sympathies of public* — certain demonstrations or activities may attract the sympathy of a major segment of the community, thus making the actions of the control forces subject to very close scrutiny.

(6) *Strategy* — in many confrontations, the demonstrators' goal is to produce an overly dramatic and violent police response, and the need to thwart that strategy is therefore a factor.

d. Management Techniques — The primary factor which contributes to the reduction of intensities is the existence or establishment of communication between the control force leadership and the leadership of the dissident element. Such communication may be direct or through a third party. The presence of this communication enables the control force leadership to seek a reduction of dissident activity short of employing direct force, minimizes misconceptions or each party by the other and reduces the possibility of improper or escalating responses by either party due to the misunderstanding of the intentions and capabilities of the other party.

Section II. CIVIL DISTURBANCE CONTROL PRINCIPLES

4-3. General

Past experience in civil disturbance control operations has identified seven principles of greatest value and broadest application in successfully controlling a civil disturbance. The principles, as discussed in this section, have no order or priority of application. With one exception, the degree of importance of each varies according to the particular circumstances of a specific disorder. The exception is the principle of minimum force which is applicable in full measure to every disturbance situation.

4-4. Treat Awareness

The successful and efficient employment of military forces is vitally dependent on timely, accurate information. Too often, however, the analysis of potential disturbances has been predominantly, if not entirely, based on organization, intentions, and activities of the demonstrators. In this respect, responses have been based on the perceived intentions and activities of the more vocal and militant but much smaller element without proper consideration of the reaction of the numerous, more peaceful participants or on-lookers to such a response. Additionally, equal attention must be given to as appraisal of how the affected community will respond to likely demonstrators' actions — and to the reactions of control forces. If the control force reacts in a manner which alienates the people in the community, the intensity of the disturbance could be increased.

4-5. Professional Imagery

In many civil disturbance situations, the demonstrators and the control force are, in effect, competing for the sympathy of the general public. The demonstrators seek to increase participation in the disturbance; the control force seeks to prevent involvement in the general public. The establishment of a favorable professional image by the control force which would weigh public sympathy in their favor is a great advantage. Conversely, an unfavorable or unpopular image would increase the control force's problems and abet the aims of the dissidents. A favorable control force image is established by skillful performance of duty, discipline, courtesy, and the application of the principles discussed in this section.

4-6. Coordinate Preparation

Many civil disturbances involve control forces from a variety of municipal, county, state, and federal law enforcement and military organizations. The success and efficiency of these diverse forces are dependent upon their working in harmony and mutual support towards common objectives. The spontaneous attainment of such coordinated action during a period of crisis is unlikely. Thorough and timely coordinated preparation will be required in which these diverse forces conduct essential planning and training for joint operations.

4-7. Operational Unity

The employment of diverse control forces from different governmental jurisdictions poses distinct supervisory problems. Unlike conventional military operations under unified command, civil disturbance operations may have no single commander with the requisite authority to direct all control forces; however, all military forces will be under the command of a single military commander. Where unity of command cannot be achieved, operational unity should be sought through such means as collocating operational centers, integrating communications systems, and delineating organizational responsibilities.

4-8. Public Acceptance

Inherent in civil disturbances is the possibility that certain actions by the control force may not be accepted by the general public; this then may cause presently uninvolved bystanders to support the demonstrators, thereby increasing the intensity of the activities of the demonstrators. Recognizing these possibilities, control forces must avoid actions which tend to produce greater harm than benefit. The selection of a response which will serve to reduce the intensity of the situation requires that long range as well as immediate consequences be considered and that unnecessary actions offensive to community sensibilities be avoided.

4-9. Objectivity—Neutrality

The objective of civil disturbance control in a free society is the restoration of law and order, not the imposition of punishment or the suppression of peaceful dissent. The conduct of the control forces must be emotionally objective and politically neutral, despite whatever personal feelings or political beliefs they hold as individuals. This outward display of objectivity-neutrality is particularly important where the demonstrators' actions are expressly designed to provoke the type of personal, unlawful control force reaction that would create greater support for the demonstrators.

4-10. Minimum Force

a. The commitment of military forces to support civilian law enforcement agencies must be considered as a drastic last resort, and their involvement must be limited to that degree justified by necessity. Unlike combat operations where the use of overwhelming firepower is desirable, civil disturbance control operations must be accomplished with minimum injury to persons or damage to property. The use of force must be restricted to the minimum degree consistent with mission accomplishment. The use of excessive or unnecessary force may subject the responsible person to civil or criminal liability and may serve to increase public sympathy for the demonstrators.

b. The commitment of large numbers of troops in a civil disturbance operation should not be misconstrued as the application of unnecessary force or the application of more than minimum force. Early and massive commitment of troops has in the past prevented, in many instances, the escalation of a low level civil disturbance into a violent confrontation.

c. When actually committing forces to a civil disturbance operation, consideration must be given to the relative merits of deploying forces in maximum number on a "high visibility" or "low visibility" basis. There are advantages and disadvantages to both approaches; however, the determining factor should be the mood and intent of the dissident element — the approach that is expected to reduce the intensity of their actions and preclude the involvement of subsequently greater numbers.

Section III. APPLICATION OF FORCE

4-11. General

a. Operations by federal forces will not be authorized until the President is advised by the highest officials of the state that the situation cannot be controlled with the nonfederal resources available. The task force commander's mission is to help restore law and order and to help maintain it until such time as state and local forces can control the situation without federal assistance. In performing this mission, the task force commander may find it necessary to participate actively not only in quelling the disturbance but also in helping to detain those responsible for it. Task force commanders are authorized and directed to provide such active participation, subject to the restraints on the use of force set forth herein.

b. The guidelines which follow are designed specifically for operations during civil disturbances.

c. The primary rule which governs the actions of federal forces in assisting state and local authorities to restore law and order is that a task force commander must at all times use only the minimum force required to accomplish his mission. This paramount principle should control both the selection of appropriate operational techniques and tactics and the choice of options for arming control force personnel. Pursuant to this principle, the use of deadly force; i.e., live ammunition or any other type of physical force likely to cause death or serious bodily harm, is authorized only under extreme circumstances where certain specific criteria are met. To emphasize limitations on use of firepower and to preclude automatic fire, commanders will insure that rifles with only a safe or semiautomatic selection capability, or rifles modified to have only a safe or semiautomatic selection capability, will be used as the basic weapon for troops in a civil disturbance area.

d. All personnel, prior to participation in civil disturbance operations, will be briefed as to —

(1) The specific mission of the unit.

(2) Rules governing the application of force as they apply to the specific situation.

(3) An awareness orientation on the local situation, specifically addressing types of abuse which military personnel may be expected to receive and the proper response to these types of abuses.

4-12. Use of Nondeadly and Deadly Force

a. Task force commanders are authorized to use nondeadly force to control the disturbance, to prevent crimes, and to apprehend or detain persons who have committed crimes; but the degree of force used must be no greater than that reasonably necessary under the circumstances. The use of deadly force, however, in effect invokes the power of summary execution and can therefore be justified only by extreme necessity. Accordingly, its use is not authorized for the purpose of preventing activities which do not pose a significant risk of death or serious bodily harm (e.g., curfew violations or looting). If a mission cannot be accomplished without the use of deadly force, but deadly force *is not* permitted under the guidelines authorizing its use, accomplishment of the mission must be delayed until sufficient nondeadly force can be brought to bear. The commander should report the situation and seek instructions from higher authority. All the requirements of *b*, below, must be met in every case in which deadly force is employed.

b. The use of deadly force is authorized only where all three of the following circumstances are present:

(1) Lesser means have been exhausted or are unavilable.

(2) The risk of death or serious bodily harm to innocent persons is not significantly increased by its use; and

(3) The purpose of its use if one or more of the following:

(*a*) Self-defense to avoid death or serious bodily harm.

(*b*) Prevention of crime which involves a substantial risk of death or serious bodily harm (for example, setting fire to an inhabited dwelling, or sniping); including the defense of other persons.

(*c*) Prevention of the destruction of property which the task force commander has determined as vital to public health or safety;

(*d*) Detention or prevention of the escape of a person who, during the detention or in the act of escaping, presents a clear threat of loss of life or serious bodily harm to another person.

c. Every soldier has the right under the law to use reasonably necessary force to defend himself against violent and dangerous personal attack. The limitations described in the above paragraphs are not intended to infringe this right. However, it must be emphasized that a control force member is part of a unit and subject to a chain of command. As such, he must act in accord with his orders and as a member of a unit. Therefore, unless an attack is directed at him personally, and his response can be directed specifically at the attacker, his response should be governed by the guidance of his immediate supervisor.

d. In each situation where federal forces are committed, the task force commander has the responsibility to determine which facilities within his area of operation constitute "vital facilities" and, as such, are within the parameters of the prerequisites which justify the use of deadly force in order to be protected. It is imperative that those personnel assigned to security missions know if a particular facility or activity is so vital to the health and safety of the public that the use of deadly force would be justified in the protection of the facility or activity.

e. In addition, the following policies regarding the use of deadly force will be observed:

(1) Task force commanders may, at their discretion, delegate the authority to authorize the use of deadly force, provided that such delegation is not inconsistent with this paragraph and that the person to whom such delegation is made understands the constraints upon the use of deadly force set forth perviously.

(2) Even when its use is authorized pursuant to established contraints, deadly force must be employed only with great selectivity and precision

against the particular threat which justifies its use. For example, the receipt of sniper fire — however deadly — from an unknown location can never justify returning the fire against any or all persons who may be visible on the street or in nearby buildings. Such as indiscriminate response is far too likely to result in casualties among innocent bystanders or fellow law enforcement personnel; the appropriate response is to take cover and attempt to locate the source of the fire, so that the threat can be neutralized.

(3) When possible, the use of deadly force should be preceded by a clear warning to the individual or group that use of such force is contemplated or imminent.

(4) Warning shots are not to be employed. Such firing constitutes a hazard to innocent persons and can create the mistaken impression on the part of citizens or fellow law enforcement personnel that sniping is widespread.

(5) Task force commanders are authorized to have live ammunition issued to personnel under their command. Guidance concerning placing magazines in weapons should be specified at this time. Individual soldiers will be instructed, however, that they may not load their weapons (place a round in the chamber) except when authorized by an officer or, provided they are not under the direct control and supervision of an officer, when the circumstances would justify their use of deadly force to pursuant to *b*, above. Retention of control by an officer over the loading of weapons until such time as the need for such action is clearly established is of critical importance in preventing the unjustified use of deadly force. Whenever possible, command control arrangements should be specifically designed to facilitate such careful control of deadly weapons. It must be realized that if a participant in the disturbance should seize a loaded weapon from a member of the control force, the potential for escalated violence will be greatly increased.

(6) The presence of loaded weapons in tense situations may invite the application of deadly force in response to provocations which, while subject to censure, are not sufficient to justify its use; and it increases the hazard that the improper discharge of a weapon by one or more individuals will lead others to a reflex response on the mistaken assumption that an order to fire has been given. Officers should be clearly instructed, therefore, that they have a personal obligation to withhold permission for loading until circumstances indicate a high probability that deadly force will be imminently necessary, and justified pursuant to the criteria set forth in *b*, above. Strong command supervision must be exercised to assure that the loading of weapons is not authorized in a routine, premature, or blanket manner.

(7) Task force commanders should, at all times, exercise positive control over the use of weapons. The individual soldier will be instructed that he may not fire his weapon except when authorized by an officer, or provided he is not under the direct control and supervision of an officer, when the circumstances would justify his use of deadly force pursuant to *b*, above. He must not only be thoroughly acquainted with the prerequisites for the use of deadly force, but he must also realize that whenever he is operating as part of a unit or element under the immediate command and control of an officer, that officer will determine whether the firing of live ammunition is necessary. For this reason, whenever possible, control force members should have ready access to an officer.

(8) When firing ammunition, the marksman should, if possible, aim to wound rather than to kill.

CHAPTER 5

OPERATIONAL TASKS AND TECHNIQUES

Section I. INTRODUCTION

5-1. General

In any civil disturbance control operation certain tasks must be accomplished to achieve the ultimate objective of restoring and maintaining law and order. To do this, action must be taken to gain control of the situation. Control forces must perform certain tasks that will develop a physical and psychological environment which will permit law enforcement personnel to enforce the law and maintain order. The importance of having a high degree of flexibility and selectivity in the response cannot be over-emphasized. It is equally important that the operational tasks be selected only after a careful evaluation of the situation. This evaluation must consider the uniqueness of the situation. In this respect, the commander selects those tasks which are most likely to reduce the intensity of the confrontation by effectively managing the given situation. Therefore, not all tasks will apply in all situations, but control force commanders and unit leaders must identify those tasks which must be performed and then develop plans and procedures for their accomplishment. The operational and integrated tasks listed below are discussed in detail in the paragraphs to follow.

5-2. Operational Tasks

a. Isolate the area.
b. Secure likely targets.
c. Control crowds.
d. Establish area control.
e. Neutralize special threats.

5-3. Integrated Tasks

a. Gather, record and report information.
b. Apprehend violators.
c. Maintain communications.
d. Maintain mobile reserves.
e. Inform the public.
f. Protect fire service operations.
g. Process detained personnel.

5-4. Force Options

a. The commitment of federal military forces must be viewed as a drastic last resort. Their role, therefore, should never be greater than is absolutely necessary under the particular circumstances which prevail. This does not mean, however, that the number of troops employed should be minimized. On the contrary, the degree of force required to control a disturbance is frequently inversely proportionate to the number of available personnel. Doubts concerning the number of troops required, therefore, should normally be resolved in favor of large numbers since the presence of such large numbers may prevent the development of situations in which the use of deadly force is necessary. A large reserve of troops should be maintained during civil disturbance operations. The knowledge that a large reserve force is available builds morale among military and law enforcement personnel and contributes toward preventing overreaction to provocative acts by disorderly persons.

b. In selecting an operational approach to a civil disturbance situation, the commander and his staff must adhere scrupulously to the "minimum necessary force" principle; for example, crowd control formations or riot control agents should not be used if saturation of the area with manpower would suffice.

c. Every effort should be made to avoid appearing as an alien invading force and to present the image of a restrained and well-disciplined force whose sole purpose is to assist in restoration of law and order with a minimum loss of life and property and due respect for those citizens whose involvement may be purely accidental. Further, while control force personnel should be visible, tactics or force concentrations which might tend to excite rather than to calm should be avoided where possible.

d. Consistent with the controlling principle that he must use only the minimum force necessary to accomplish his mission, the commander may select any one of the following options for arming his troops:

(1) *Baton.* The baton is most effective in a crowd control operation and is considered the primary weapon for such operations. The baton is considered to be an offensive weapon with reduced lethality and, unlike the rifle, the loss of a baton to the crowd does not create a serious threat. In order

to insure that additional levels of force are immediately available, units committed with the baton must have riot control agent disperser teams and selected marksmen in direct support. The commander may also have reserve forces armed with rifles or rifles with bayonets affixed, positioned for rapid commitment as reinforcements or to pass through and assume the crowd control mission. Except with extremely violent crowds, the baton in the hands of well-trained personnel is the most appropriate weapon.

(2) *Rifle.* With the exception of a crowd control mission, the rifle is the primary individual weapon. The rifle, if capable of automatic fire, must be modified to prevent automatic operation. Consistent with the controlling principle of using only the minimum force necessary to accomplish the mission, the commander may select from the following options in arming his personnel with rifles:

Rifle	*Bayonet scabbard*	*Bayonet*	*Ammunition magazine clip*	*Chamber*
At sling	On belt	In scabbard	In pouch or belt	Empty
At port	On belt	In scabbard	In pouch or belt	Empty
At port	On belt	Fixed (*)	In pouch or belt	Empty
At port	On belt	Fixed (*)	In weapon (**)	Empty
At port	On belt	Fixed (*)	In weapon (**)	Round Chambered (**)

While each of the above options represents an escalation in the level of force, they are not sequential in the sense that a commander must initially select the first option, or proceed from one to another in any particular order. So long as the option selected is appropriate considering the existing threat, the minimum necessary force principle is not violated.

(3) *Fire Tactics.* The normal reflex action of the well-trained combat soldier to sniper fire is to respond with an overwhelming mass of fire power. In a civil disturbance situation, this tactic endangers innocent people more than snipers. The preferred tactic is to enter the building from which the sniper fire originates. In night operations, darkening the street in order to gain protection from sniper fire is counterproductive. The following general approach should be emphasized in dealing with snipers.

(*a*) Surround the building in which the sniper is concealed and gain access, using armored vehicles if necessary and available.

(*b*) Illuminate the area during darkness, and consider the use of night observation devices if available.

(*c*) Employ chemical agents initially, if feasible, rather than small arms fire. If chemicals are not successful, then use well-aimed fire by a specifically designated expert marksmen. The number of rounds whould be kept to a minimum to reduce the hazard to innocent persons.

(4) *Shotgun.* The riot shotgun is an extremely versatile weapon; its appearance and capability produce a strong psychological effect on rioters. It is particularly suited to certain applications in civil disturbance operations. When used with No. 00 buckshot ammunition, it is effective at limited range; however, use of No. 00 buckshot should be limited to specific missions. For example, it is ideally suited for use as a "covering" weapon in the antisniper role; during room-to-room searches; and at a critical static post which could be penetrated by a high-speed vehicle. By varying the ammunition from No. 00 to No. 7½ or No. 9 "birdshot," the weapon can be employed with considerably less possibility of serious injury or death. This provides the commander with a desirable flexibility in selecting the ammunition most appropriate under the existing conditions. Regardless of the type of shot employed, the shotgun, like any other firearm, constitutes deadly force which can be used only pursuant to the provisions of paragraphs 4-11 and 4-12. Positive control measures must also be established to insure that when the shotgun is used, specific designation of the type of ammunition desired is made by the commander and adhered to without deviation by the individual soldier.

* *Fixed bayonet.* The rifle and rifle with bayonet affixed have extremely limited offensive use as both may consitute deadly force. The primary value of the rifle with bayonet affixed is the psychological impact on the crowd. While the use of fixed bayonets can add considerably to this effect, the danger of intentional or accidental injury to demonstrators or fellow control force personnel precludes such use except with extremely violent crowds.

** *Fire by selected marksmen.* Fire by selected marksmen may be necessary under certain circumstances. The marksmen should be predesignated for each squad. Selected marksmen should be specifically trained and thoroughly instructed. They may be placed on vehicles, in buildings, or elsewhere as required.

Section II. ISOLATE THE AREA

5-5. General

a. This task encompasses the restriction and sealing off of the disturbed area. The objectives of isolation are to prevent the disorder from spreading to unaffected areas, to prevent the escape of individuals bent on expanding the disturbance, to expedite the departure of the uninvolved, and to exclude unauthorized personnel from entering the affected area. To prevent the disorder from expanding in size and intensity, it is critical to preclude an influx of additional demonstrators or curious onlookers into the disturbed area.

b. When military forces are committed to assisting the civil authorities in controlling civil disturbances, the situation will be beyond the capability of local law enforcement agencies and a scene of major disorder should be expected. This disorder may be characterized by small dispersed groups which are looting, burning, and generally causing havoc in the area, or it may be characterized by large groups participating in varying degrees of illegal conduct. The initial action taken by military forces to control the disorder is critical and should include the immediate isolation of the disturbed area.

c. The initial commitment of control force personnel may be required to clear a building or an area in order to isolate the individuals creating the disturbance from those not yet motivated or actively involved. The primary emphasis should be on identifying what area and who has to be isolated.

5-6. Isolation Techniques

There are several techniques of accomplishing the isolation of a disturbed area:

a. Barricades and Roadblocks. Barricades and roadblocks are physical barriers which deny or limit entry into and exit from the disturbed area. They can be used to totally deny passage of people and vehicles or to permit certain designated categories of persons and vehicles to pass. They must be positioned so as to preclude their being bypassed, surrounded, or cut off from support. In many cases it may be impractical to physically seal an area due to the physical and geographical considerations, such as in the case of a college campus or a suburban area.

(1) *Barricades against personnel.* Civil disturbance operations contingency planning should provide for the availability of portable barricades which impede the passage of personnel. Concertina wire is a suitable material for rapid construction and effectiveness, although wooden sawhorses, ropes, and other field expedient devices may suffice. Concertina wire should be used sparingly and only under serious circumstances as it is indicative of violent disorders.

(2) *Roadblocks against vehicles.* The erection of effective roadblocks which cannot be easily breached by vehicles requires large, heavy construction materials. One item that can be stockpiled in advance is 55 gallon drums to be filled with water or earth on site. Other materials include sandbags, earthworks, trees, or heavy vehicles, such as buses or trucks. Several roadblocks placed at intervals of 25 to 50 feet provide sufficient depth to prevent breaches by heavy or high speed vehicles.

(3) *Construction considerations.* The construction of barricades and roadblocks should provide cover from small arms fire where this threat is considered likely. Provision should be made for night illimination of approaches to the position; however, care must be taken not to silhouette the personnel manning it. Construction materials which would chip or shatter upon impact by thrown objects should be covered with canvas or sandbags to preclude injuries from flying fragments. Warning signs should be placed in front of the position directing unauthorized personnel not to approach the position. One technique of providing a quickly erected barrier is the use of vehicles parked bumper to bumper; however, this procedure may subject the vehicles to damage by a hostile crowd. Another device which may be effectively employed both as a barricade and as part of a formation is the vehicle mounted barricade, a locally fabricated frame of wood or metal with wire covering, which is easily fitted onto the bumper of the 1/4 ton vehicle. The construction and application of a portable barricade are illustrated in figures 5-1 and 5-2.

b. Perimeter Patrols. Perimeter patrols should be established to prevent entry or exit from the disturbed area, particularly by individuals or groups attempting to bypass barricades and roadblocks. These patrols operate along the outer operational boundary of the disturbed area. Perimeter patrols can be integrated with area patrol routes within the disturbed area.

c. Pass and Identification Systems. Unit, installation, or municipal contingency planning should include a pass and identification system providing for the entry and exit of authorized personnel to and from the isolated area. Procedures should be established for press personnel, emergency medical personnel, public work crews, and for any other personnel who have a legitimate purpose

for entering and exiting the isolated area. Consideration must be given to those persons residing within the disturbed area who must travel to and from work. An effective pass and identification system requires careful and detailed planning as a contingency measure.

d. Public Utility Control. Insure that civil authorities have established a means for controlling public utilities to include street lights, gas, electric, water, and telephone service so that they may be turned on or off to support the tactics employed by the control forces.

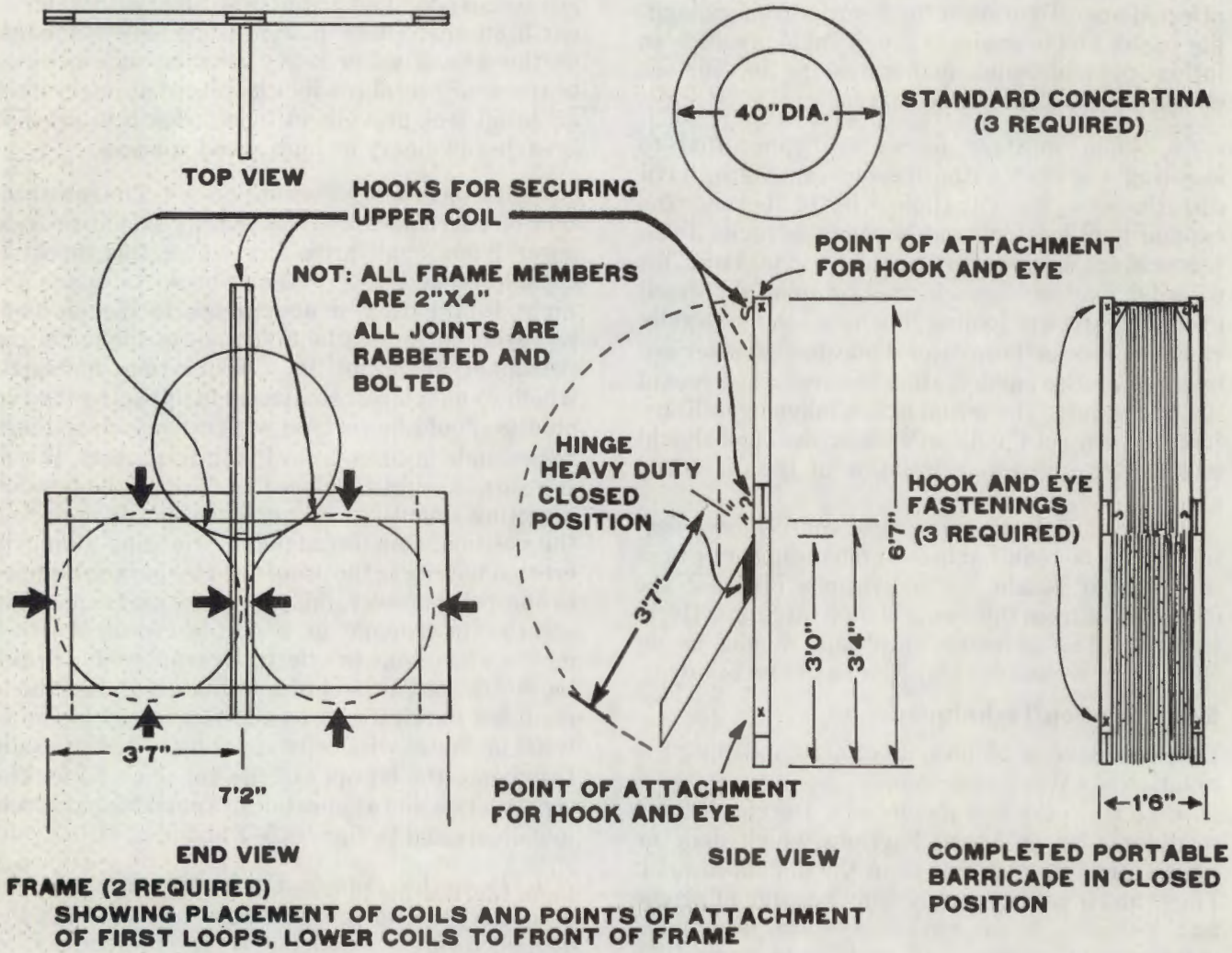

Figure 5-1. Construction plan for portable barricade.

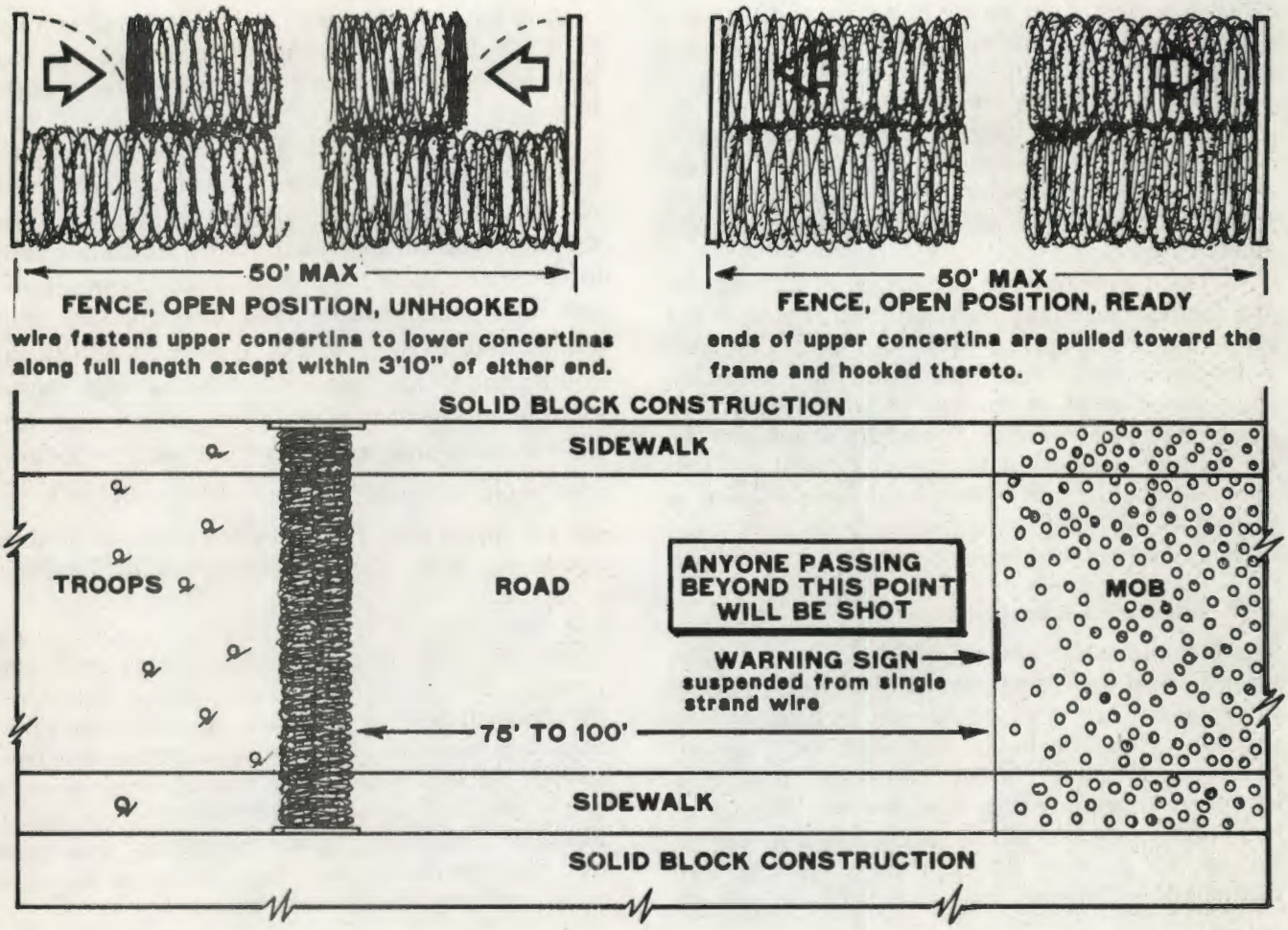

Figure 5-2. Application of a portable barricade.

Section III. SECURE LIKELY TARGETS

5-7. General

Certain buildings, utilities, and services are critical to the economic and physical well-being of a community and require security to prevent disruption of essential functions. In addition, certain facilities and buildings have become symbolic targets to radical or extremist elements and should be identified and afforded protection within the priorities established. Among the likely targets to be attacked are control force command posts, billeting areas, and motor parks. When such threats exist, military personnel may have to be committed to security operations. In particular, security must be placed on armories, arsenals, hardware and sporting goods stores, pawnshops, and gunsmith establishments, construction sites, outlets for chemical products, or other places where weapons or ammunition are stored. To conserve manpower, consideration may be given to evacuating sensitive items, such as weapons from stores, and placing them in a central facility. Priorities for physical security must be established to preclude dissipation of available forces on less important facilities or those which have their own physical security forces.

a. The degree of security necessary to protect various buildings and utilities is determined by considering the following:

(1) *The importance of the facility to the overall well-being of the installation or community.* Examples of this consideration include the loss of water or electrical power which would endanger the health of the community, the destruction of government buildings which would disrupt the functioning of government, and dissident seizure of communications media which would provide psychological advantage for further spread of the disorder.

(2) *The vulnerability of the facility of acts of violence.* This consideration includes the susceptibility of the facility to damage or loss. Planning should estimate the possible degree of risk expected

during a civil disturbance based on the facility's physical layout, type construction, and existing protective measures.

(3) *The intent and capability of the demonstrators.* This consideration is an analysis of the destructive intent and capability of the dissident elements. This includes determining the likely targets and the degree of violence such activity will likely entail.

b. The degree of force authorized in the security of a facility or activity must be consistent with the guidelines in paragraphs 4-11 and 4-12. The Task Force Commander must insure that those facilities, the destruction of, or damage to, would result in a grave or serious threat to the health and safety of the community, are designated as "vital facilities" and as such would justify the use of deadly force to protect, provided that the prerequisites for the use of deadly force were present.

5-8. Security Techniques

The techniques for securing likely targets consist essentially of providing physical security. Detailed information on physical security techniques and procedures can be found in FM 19-30, *Physical Security.* Military forces are organized and equipped to perform this task; security of government buildings and public utilities is a preferred mission for military forces in most types of civil disturbances. This releases civil police to operate within the disturbed area in their law enforcement capacity. Security techniques implementing this task fall into two broad categories as discussed below:

a. Use of Personnel. This category includes employment of sentinels, walking guards, and checkpoints. Military personnel used in this manner should be committed jointly with existing guard forces, if any, from the protected facility or agency. Consideration should be given to the possibility of augmenting existing guard forces with additional equipment. When manning fixed security posts, guard teams must be of sufficient size to accomplish their mission and protect themselves, if necessary, until help arrives; however, the availability of reserve forces in lieu of stationary guards should be considered in an effort to conserve guard forces.

b. Use of Materiel. This category includes the use of perimeter barriers, protective lighting and alarm systems, and intrusion detection devices. These are designed to deter and detect intruders and/or to impede access to a facility by unauthorized personnel. Various measures of this type may or may not be in effect at the time of the civil disturbance. Military contingency planning should anticipate the requirement for the rapid implementation of additional physical security measures.

Section IV. CONTROL CROWDS OR MOBS

5-9. Introduction

a. General. Civil disturbance operations, especially those conducted over extended periods, will require control forces to confront a variety of crowds. The appropriate manner of controlling various types of crowds will be influenced by many variables. These include:

(1) The current intensity level of the civil disturbance.

(2) Public opinion.

(3) Current policies.

(4) Crowd mood, intent, composition, and activity.

(5) Capabilities and readiness of control forces.

(6) Immediate and long range benefits of control force action.

(7) Weather, terrain, and time of day.

b. Crowd Control Options. Consideration of the variables listed above will indicate to the control force commander the general nature of the most appropriate manner of controlling a particular crowd. In general terms, four crowd control options are available to the commander, based on his objective with a particular crowd. These options are available to provide the commander with flexibility of action. In order to enhance this flexibility there are numerous techniques available from which the commander may select and employ in various combinations in order to produce the desired results within the framework of the selected crowd control option. Combined with the flexibility of arming control force personnel with either the baton, rifle or rifle with bayonet, the commander has the capability of selectively tailoring his response for whatever crowd situation with which he is confronted. A prime consideration in selecting an option or options will be the effect of the response on reducing the intensity of the existing situation. The four crowd control options are listed below:

(1) *Monitor.* This option consists of watching the crowd's progress and development by control force teams. Monitoring enables the commander to gauge the crowd's activity and intent in relation to the larger civil disturbance and possibly to influence the crowd through persuasive means. While monitoring activities will be employed throughout

the crowd control operation, this option is particularly appropriate for large, nonviolent demonstrations where more decisive action is not feasible because of crowd size or where the intensity of the situation might escalate. This option is also appropriate as an interim measure pending the arrival of additional control forces. Techniques for accomplishing this option include passive observation of the crowd, and the communication of interest and intent to leaders (para 5-10*b*).

(2) *Disperse.* This option consists of action taken to fragment a crowd and is especially applicable to small crowd situations in a congested urban environment. Its selection should include the consideration that such dispersion may increase and spread lawlessness rather than reduce it. Therefore, the commander should establish control over the routes of dispersal, and the area or areas into which he plans to disperse the crowd; provide security for those facilities which might become likely targets for small groups; and be prepared to follow-up the dispersal operation with the apprehension of small groups still active in the area. Techniques for accomplishing this option would include the proclamation, show of force, use of crowd control formations, and use of riot control agents. These are discussed in paragraph 5-10.

(3) *Contain.* This option consists of restraining a large number of individuals within the area they are presently occupying, thereby containing any further aggressive activity. This option would be appropriate in college campus situation to prevent demonstrators from spreading out to surrounding communities and to prevent unauthorized personnel from entering the campus. Containment would also be the appropriate option where the systematic apprehension of crowd members is contemplated. Crowd control formations, perimeter patrols, and barricades comprise the techniques for this option.

(4) *Block.* This option consists of the physical denial of a crowd's advance upon a facility or area which is the potential or actual target of dissident activity. Crowd control formations, principally the line, and barricades are the most appropriate techniques for this option. Barricades such as vehicles, concertina wire, and water-filled barrels, can be erected to block or channelize the movement of the crowd. These devices, when used in combination with troops and other crowd control techniques, are useful in accomplishing the options of containment or blocking.

5-10. Techniques for Crowd Control

There are numerous techniques designed to provide the commander with flexibility of action in accomplishing crowd control. He must select a combination of techniques which will produce the desired results within the framework of the selected crowd control option. The most common techniques are discussed below:

a. Observation. This consists of the deployment of individuals or teams to the periphery of a crowd for the purpose of monitoring its activity. It includes gathering information on crowd size, location, mood, and reporting on the developing situation. This technique includes posting individuals on strategic rooftops and other high terrain overlooking the crowd, and the use of helicopter-mounted audio-visual equipment. This latter measure provides additional security to control force personnel should they be committed to other crowd control techniques. Such a team may be composed of an expert marksman, a radio operator, and an observer equipped with binoculars. Care must be taken to assure that committed control forces are aware of the locations of such teams to preclude their being mistaken for sniper elements.

b. Communication of Interest and Intent. In certain situations effective communication with crowd leaders and participants may enable the commander to control the situation without resort to more severe actions. When planned and organized demonstrations, marches or rallies within the disturbed area are announced, the control force commander, in coordination with local authorities, should meet with organizers of the activity in order to communicate the interest of the control forces. The following matters, as appropriate, should be discussed:

(1) Parade of demonstration permits.

(2) Location of demonstration and routes of march.

(3) Time limits for the activity.

(4) Provision of marshals by activity organizers.

(5) Prevention of violence.

(6) Safety of all concerned.

The task force commander and local authorities should also communicate to the activity organizers their intent to cope with violence, unlawful actions and violations of restrictions imposed on the activity. It is intended that, by this communication between activity organizers and control force personnel, the demonstration, rally or parade will occur without incident through the mutual cooperation of all concerned. The intentions of control forces will not be effective if delivered as an ultimatum. A limited, begrudging dialogue with activity organizers reduces the opportunity for authorities to learn the plans of the demonstrators. It must be remembered that if this communication is not

effected, the activity organizers might well hold the demonstration in defiance of local authorities, thereby creating a potential for violence that might not have existed if this technique had been employed.

c. Channelization. Where communications have been established with the dissident leadership and the intent and nature of the crowd activity is known in advance, pressure may be brought to bear on the leadership to channel the crowd into an area which will minimize the disruption that the crowd might have on the community, and which will facilitate the operations of the control force. Consideration should be given to limiting parade routes and areas of demonstration to those which will assist in containing the crowd in a limited area and will reduce the potential for unacceptable disruption to the community. This pressure can be either positive (e.g., offering concessions) or negative (e.g., imposing deterrents).

d. Diversion. Consideration may be given to efforts to divert either the leadership of the crowd itself from its stated or apparent objective. This effort is greatly facilitated if communications exist with the leadership of the crowd. This technique may either by direct (e.g., denying access to an area) or indirect (e.g., promoting an alternate site or activity of greater interest to the crowd). The diversion should support the objectives of the control force either by reducing the intensity of the crowd situation or motivating the crowd to seek an area more easily controlled by the control force.

e. Cooperation. Active initiation on the part of the control force to obtain the cooperation of the dissident leadership may significantly decrease the potential disruption of crowd activity. Where there is an effort of the part of the crowd leadership to seek permission and cooperation from the local government, officials should attempt to maximize this cooperation by demonstrating an attitude of facilitation. This may be accomplished by taking the leadership into a cooperative planning effort designed to facilitate the protestor's opportunity to peacefully demonstrate while establishing guidelines which minimize the impact of the demonstration on the community. Such activities may include placing the dissident leadership in liaison positions between crowd and control force or making the leadership responsible for managing the crowd by appointing marshals.

f. Proclamation. A proclamation establishes the illegal nature of the crowd's actions and is an excellent medium to make known to a crowd the intentions of the control force commander. The proclamation is a means of reducing the number of people in the crowd prior to direct action being taken and may make such action unnecessary. Once the crowd is isolated, time is on the side of the control force commander and every effort should be made to allow the members of the crowd to peacefully leave the area. This will reduce the number of persons who may either have to be apprehended or dispersed. In making proclamation to a crowd, consideration may be given to *not* stating a definite time in that the situation may change and this will leave the commander free to select alternate courses of actions at the time of his choosing. The proclamation should be specific in its instructions and if a time is stated, it should be reasonable for the accomplishment of these instructions. Vehicles equipped with public address systems may effectively be employed to communicate with the crowd. The public address system serves as a means of issuing commands and directives during the actual conduct of control procedures. In addition, the vehicle itself may be used as a command post, rally point, weapons carrier, and blocking mechanism to channel the flow of demonstrators in a predetermined direction.

g. Show of Force. A show of force may be effective in various situations in civil disturbance control operations. Marching a well-equipped, highly disciplined control force into view of an assembled crowd may be all the force that is needed to persuade dissidents to disperse and retire peaceably from the scene. On the other hand, in some situations, such as with an idealistically motivated group, a show of force may have a counterproductive effect; i.e., cause more persons to be attracted to the "show" and provoke a presently nonviolent crowd into a violent confrontation. When persons are scattered throughout the disturbance area in small groups, a show of force may take the form of motor marches of troops throughout the area, saturation patrolling, and the manning of static posts.

h. Crowd Control Formations. Crowd control formations, when properly employed and effectively executed against a crowd of limited size, represent one ot the most practical methods of crowd control. In selecting force options, the baton will generally be the primary weapon with which to arm the personnel. If the situation is severe enough, the commander may consider having a mix of batons and rifles. For example, the first line or rank of the formation armed with batons and the second or supporting ranks armed with rifles or rifles with bayonets affixed. The formations may be employed to either disperse, contain, and/or block a crowd. When employed to disperse a crowd, they are particularly effective in built-up, urban areas because they provide the control force with the capability of splitting a crowd into smaller

segments. However, commanders must realize the limitations of crowd control formations. When a large crowd has been dispersed, it must not be assumed that its members have capitulated and returned to peaceful activities; small groups may initiate dispersed riotous activity. Therefore, the use of formations will be only a part of the total dispersal effort. Also, if the crowd refuses to move, other techniques may have to be imployed; i.e., riot control agents or apprehensions.

i. Apprehension of Crowd Members. The apprehension of an individual can only be justified if that person is in violation of the law. Situations may arise in a crowd control mission where large numbers of persons are participating in unlawful activities, where the dispersal of such persons would result in greater violence or militant acts, or where factors exist which preclude the use of water or riot control agents, thus necessitating the containment of the crowd in a given area or the apprehension and removal of those crowd members committing unlawful acts. Where possible, military forces should allow civil police officers to perform the actual apprehension, processing, and detention of civilian law violators. Conditions of necessity may require these functions to be performed by military personnel. Specific guidance on the techniques of apprehension is found in FM 19-5, *The Military Police Handbook;* AR 600-40; and the DA Civil Disturbance Plan.

j. Employment of Water. Water from a firehose may be effective in moving small groups on a narrow front such as a street or in defending a barricade or roadblock. Personnel applying water should be protected by formations, and in some instances, by shields. In the use of water, the factors discussed below should be considered.

(1) A water dispersing system specifically designed for use in civil disturbance operations is not included in the Army supply inventory but may be improvised from existing items of equipment as determined appropriate by local commanders. Water may be employed as a flat trajectory weapon utilizing pressure, or as a high trajectory weapon employing water as rainfall. The later is highly effective during cold weather.

(2) The use of a large water tank (750 to 1,000 gallons) and a powerful water pump mounted on a truck with a high pressure hose and nozzle capable of searching and traversing will enable troops to employ water as they advance. By having at least two such water trucks, one can be held in reserve.

(3) In using water, as with other measures of force, certain restraints must be applied. Using water on innocent bystanders such as women and children should be avoided; avenues of escape must be provided; and the more severe use, flat trajectory application, should be used only when necessary.

(4) Since fire departments normally are associated with lifesaving practices rather than maintenance of law and order, consideration should be given to maintaining this image of the fire department through the use of other-than-fire department equipment when using water for crowd control and crowd dispersal.

k. Riot Control Agents. The use of riot control agents is an effective method of dispersing crowds. It must be remembered, however, that the effects of riot control agents are temporary and will not prevent the reformation of a crowd either in the same or a different location. Riot control agents have many advantages over other techniques in that they have an immediate effect on large groups of people without causing any permanent harm. Riot control agents, properly used, will disperse large crowds without troops having to come into actual contact with rioters; however, an understanding of riot control agents, their capabilities and limitations is necessary to the accomplishment of the task in the safest and most efficient manner. Authority to order the use of riot control agents rests with the task force commander. Based on the situation, he may delegate this authority to qualified and trained personnel.

Section V. ESTABLISH AREA CONTROL

5-11. General

Performance of this task consists of reducing or eliminating those conditions which encourage or contribute to the outbreak of continuation of lawlessness in the disturbed area. Acts of violence, particularly looting, arson, and vandalism, are significantly reduced when the physical and psychological environment of lawlessness is counteracted. In establishing effective area control, commanders must recognize the problem of widespread looting and arson that has accompanied most large urban disorders.

a. Looting. Looting may start at any time or place as an isolated incident and quickly spread throughout the affected areas. Looting is not restricted to any particular sex or age group; it includes women and children, the very old, and the very young. When dealing with individuals involved in looting, extreme caution and adherence to the principle of minimum force must be observed. For example, many children may be looting without any idea as to the seriousness of their actions. In the control of looting, all personnel must recognize that deadly force is not authorized.

b. Antilooting. Unit commanders must be familiar with antilooting measures which can be taken by civil authorities, such as boarding up broken or unbroken windows, covering windows with double plastic material containing CS agents or photo-luminescent particles, and the prompt posting of looting penalty proclamations. Antilooting actions that can be taken by military forces include the establishment of foot and motor patrols, the posting of fixed guard posts, the erection of roadblocks and barricades throughout the area, and the illumination of likely areas for looting. Personnel at fixed posts will be briefed not to leave their posts to pursue individual looters on foot, but to remain on post and prevent looters from approaching their areas of responsibility. All personnel must be briefed that looters will not be fired upon nor will deadly force be used to apprehend looters.

c. Protected or Sensitive Commercial Establishments. Such establishments as liquor stores, drug stores, sporting goods shops, pawn shops, and hardware stores constitute highly sensitive points when located in a disturbed area. Simply ordering that they be closed will not suffice. A principal consideration in the conduct of civil disturbance operations is to prevent liquor, drugs, weapons, and ammunition from falling into the hands of the rioters. Business establishments of this type must be identified in advance and included in contingency plans. Quick action must be initiated to prevent the possibility of such businesses from being subject to looting. Such action may include posting of personnel in these facilities, increased patrolling in and around these businesses, or the receipting for weapons and storing in a central and secure facility. While the act of looting weapons and ammunition would in itself not justify the use of deadly force, the potential danger that this presents dictates that every preventive measure available, short of deadly force, be immediately employed to prevent such looting.

d. Arson. Acts of setting fire to buildings and vehicles frequently accompany outbreaks of lawlessness. Arson, which is generally defined as the crime of purposely setting fire to a building or property, entails a grave danger to the lives of building occupants as well as property.

(1) Such acts may be taken without apparent purpose or may have a planned intent, e.g., reprisal for past grudges or destruction of public and commercial records. This arsonist is generally an ordinary person with little sophisticated knowledge. His equipment comes from easy to obtain, common items, e.g., clothespin, piece of ice, alarm clock, or a jar of beans and a tin can lid. While these devices may be easily fabricated, their destructive potentials are impressive.

(2) Because of the innocuous appearance of the items utilized and the ease with which the arsonist can move in the initial chaos of an urban disturbance, detection and prevention are extremely difficult. The immediate saturation of an affected area with control force personnel may impede the arsonist's mobility and reduce his ability to strike. Once fires break out, the rapid response by a fire service task force with security provided by the control force is necessary. Illumination of the area during hours of darkness, either by existing lighting systems or portable lights, will greatly assist in minimizing the possibilities for the arsonist to operate undetected. These actions will serve to prevent the arson threat using only the minimum force. Certain situations may arise where the arsonist is presenting a grave threat to life; the use of deadly force is the only means of prevention and the prerequisites for using deadly force exist.

5-12. Area Control Techniques

The techniques most suited to the task of area control include the following:

a. Saturation Patrolling. Alert, aggressive patrolling deters the assembly of crowds, provides information on the developing situation, and creates a psychological impression of control force omnipresence. Patrols are particularly valuable in preventing overt arson and for prompt reporting of fires and other violence. Whenever possible, patrols should be integrated with existing civil police patrols to conserve forces and provide for a military-civilian communication capability. This gives the troops the advantage of early area familiarity and provides civil police assistance to the military patrol members. Patrol routes for mounted and dismounted patrols should be varied, both as to patterns and times, to prevent snipers, arsonists, and looters from being able to select a safe time to conduct their activities. Patrol members must adhere to proper standards of conduct and fair treatment of civilians at all times; they must realize that they are performing an important community relations function as well as a control function. Depending upon the nature and location of the civil disorder, several types of patrols can be employed effectively:

(1) *Motor patrols.* Because of their speed and mobility, motor patrols are able to provide the commander with timely ground reconnaissance, provide extended enforcement coverage, and respond to calls for assistance from other patrols and guard posts. Radio communication should be maintained with the control force headquarters. Motor

patrols may be effectively used to make periodic contacts with foot patrols and stationary posts which may lack communications means. The number of vehicles in a motor patrol may vary, but it is recommended that patrols be composed of two vehicles of four men each. This insures that the patrols have strength in numbers and cannot be easily isolated or placed in fear of their safety. All motor patrols should be equipped with fire extinguishers with which they may put out small fires, thereby preventing larger fires and reducing the necessity for calling the fire department.

(2) *Foot patrols.* Foot patrols are employed most effectively in areas where the population movement is heavy and/or the area to be patrolled is small. Foot patrols must be capable of selfprotection and able to control limited numbers of disorderly individuals. While foot patrols may range from two to four or six-man elements or squad-size units, dependent on the degree of violence and extent of activity in the patrolled area, patrols should normally be squad size. This insures sufficient personnel readily available to minimize the necessity to use excessive force and to preclude the patrol from being easily isolated or placed in fear of their safety.

(3) *Air patrols.* Air patrols can perform reconnaissance and surveillance missions over the disturbed area. They are an excellent means of providing timely information on the actions of rioters, extent of damage, status of access routes, location and condition of road barriers, and other important information. They can assist the commander in the direction of the overall control effort within the disturbed area.

(4) *Water patrols.* Water patrols can be employed where the disturbed area contains or is bordered by navigable water. Water patrols function in a similar manner to motor patrols.

b. Impose Restrictions. Except in the unlikely event of martial rule, federal military forces will not have the authority to impose restrictions such as a curfew on the civilian population. Certain restrictions, however, may be imposed by civilian authorities to assist in the control of lawlessness. Military leaders should be prepared to recommend which restrictions would be of substantial value in comparison with the burden of enforcement. The most commonly sued restrictions include:

(1) *Curfew.* The curfew is a control measure which has proved highly effective in many civil disturbances. Its purpose is to restrict the unauthorized movement of personnel on streets and public places during specified periods of time, especially during the hours of darkness. Joint planning with civil authorities regarding the imposition of a curfew should provide for:

(*a*) Coordination of the initiation, enforcement, and termination of a curfew.

(*b*) Public proclamations to initiate and terminate curfews.

(*c*) Curfew exemptions and guidance on who should receive them, including written authorization or passes.

(*d*) Provision for the apprehension and disposition of curfew violators.

(2) *Sales restrictions.* Restrictions on the sale, transfer and possession of sensitive material such as gasoline, firearms, ammunition, and explosives will assist control forces in minimizing certain forms of violence. Limiting the availability of weapons and ammunition to the potential sniper or terrorist may reduce the likelihood of such violence. The effective enforcement of these restrictions, however, requires extensive planning and the commitment of adequate manpower to this effort.

(3) *Others.* See paragraph 2-13.

5-13. Special Threats

Lessons learned from recent civil disturbances indicate that control forces will be frequently exposed to special threats which pose grave danger both to the control force and to the general community. Special threats include such acts as sniping (para 5-23 through 5-26) and bombing (para 5-27 through 5-34).

Section VI. INTEGRATED TASKS

5-14. General

There are many additional tasks which must be accomplished concurrently with the five primary operational tasks. Some are more important than others and the following inclusions by no means exhaust the list of these integrated tasks. The extent of their utilization will depend on the nature of control force involvement in the civil disturbance.

5-15. Specific Tasks

a. Gather, Record, and Report Information. Each functional element of the control force, regardless of size, acts as a source capable of providing essential information upon which commanders at all levels can base their decisions. Additionally, the requirements imposed for after-action reports, investigations, and other ad-

ministrative or judicial actions make it desirable that detailed unit journals or logs be maintained by each separate operating element. Consideration should be given to designating an individual in each squad or platoon to act as a recorder for the purpose of maintaining an accurate journal of the unit's activity. Personnel designated to act as recorders should be equipped with appropriate recording devices and a camera, as a minimum.

b. Apprehend Law Violators. The apprehension of the individual lawbreaker is essential to the restoration of control in civil disturbance operations; however, civil police should make the actual apprehension whenever possible. When military forces detain or take a civilian into temporary custody, he will be turned over to civil police immediately.

c. Maintain Communications. Effective communications between all control force elements, both within the military chain of command and with other law enforcement agencies, must be assured. Radio equipment may require extensive interchange between military and state and municipal agencies to provide for cross-agency communications. It is imperative that every unit committed has communication with supporting forces to insure an immediate response if assistance is required. In a crowd control operation there must be provisions for communicating with every member of the control force. This may be accomplished through helmet-mounted radio receivers, bullhorns, or visual signals.

d. Maintain Mobile Reserves. The control force commander and subordinate commanders must have the ability to respond to unexpected requirements and to influence adverse situations. To this end, mobile reserve forces should be established and maintained in readiness. Mobile reserves should be located at secure locations sufficiently near the disturbed area to permit employment within minutes. The reserve force must be reconstituted quickly upon commitment.

e. Inform the Public. To deter the spread of rumors and false information, the control forces must insure the public is informed of the true nature and purpose of the measures being imposed upon them. This is particularly important where dissident elements are known to be presenting false or distorted information. Procedures must be established to permit news media representatives access to the disturbed area and to the facts; if they are denied this opportunity, their news coverage will likely be based on speculative or false information. Additionally, rumor control centers operated by the control force may be required to deter the spread of word-of-mouth rumors.

f. Protect Fire Service Operations. In many civil disturbances, fire fighting personnel and their equipment are harassed or openly attacked during their efforts to fight fires in the disturbed area. Military troops will frequently be required to provide protection during fire fighting operations. Techniques for protection of fire fighters are discussed in paragraphs 5-35 through 5-37.

Section VII. APPREHENSION, DOCUMENTATION AND DETENTION OF CIVILIANS

5-16. General

The commitment of military forces to civil disturbance control operations does not *automatically* give these forces police power; military forces are still bound by legal constraints and humanitarian considerations. Where possible, military forces should allow civil police officers to perform the actual apprehension, processing and detention of civilian law violators. Conditions of necessity may require these functions to be performed by military personnel; however, such activity should be limited to the minimum extent required and returned to civilian authorities as soon as possible. During all contacts with the civilian population, military forces must display fair and impartial treatment and adherence to the principle of minimum force.

5-17. Apprehension of Civilians

Detailed guidance on the techniques of apprehension is contained in FM 19-5, *The Military Police Handbook.* Further Army policy is provided in AR 600-40 and the DA Civil Disturbance Plan. Certain general considerations pertaining to the apprehension of civilians are summarized herein:

a. The purpose of an apprehension is to shop further illegal action, make positive identification of the offenders, and initiate criminal prosecution against them. It is very important that military personnel recognize that the apprehension of an individual must be premised on their knowledge that the person has committed an unlawful act. Many forms of political protest, while disruptive, do not constitute, nor should they be construed as,

unlawful acts. While protest acts must be managed to minimize their disruptive effects, they connot be summarily prevented or curtailed.

b. Successful prosecution of those who have committed unlawful acts is considered essential to the deterrence of future disorders. Special care must be taken during the apprehension of an individual to insure all procedural steps necessary for successful prosecution are performed. This requires that the apprehending team determine and document such information as the specific conduct of the offender which constitutes a law violation, descriptive date pertaining to the offender which will insure his identification, and the names and addresses of witnesses. DA Form 3316-R (Detainee Turnover Record) should be used for this purpose. A sample completed form is illustrated in figure 5-3. Any physical evidence, such as weapons or stolen merchandise, must be tagged and retained to support the charges against the offenders. Receipts must be given to the owners of property retained as evidence.

c. Military personnel should be instructed not to attempt interrogation of suspected or apprehended individuals at the scene. Failure to notify the arrestee of his rights, and improper questioning pertaining to law violations, could create legal complications which would prevent a subsequent conviction of the offender. Military personnel should limit their questions to a determination of the individual's name, place of residence, and place of employment. Should it be deemed necessary to interrogate suspected or apprehended individuals, civilian police should be requested to conduct the interrogations. If civilian police cannot be made reasonably available, CID or military police personnel may be utilized to conduct those interrogations considered essential to the conduct of the civil disturbance mission. If conditions permit, consideration should be given to photographing the apprehending official with each apprehended individual.

d. The attitude and demeanor of the apprehending individual or team towards the offender is very important. Apprehended individuals must be treated firmly but with reasonable courtesy and dignity. Treatment of the offenders with obvious contempt, hostility, or excessive force will increase the likelihood of further resistance and degrade the professional image of the military forces.

e. Although offenders must be apprehended and processed *individually* to insure successful prosecution, situations may arise where large numbers of persons must be taken into custody and removed from the scene. In such cases, every effort must be made to identify and document each individual utilizing photographic or video recording techniques. To apprehend groups of persons without due concern for constitutional rights, such as probable cause and due process, may result in adverse criticism and, in extreme case, even criminal prosecution or civil suit for denial of civil rights.

5-18. Detention of Civilians

Civil authorities are responsible for providing adequate detention facilities for all persons apprehended by civil police or military forces during a civil disturbance. The likelihood that large numbers of persons may be apprehended during a civil disturbance imposes upon civil authorities the requirement to plan for the expansion of existing detention facilities or the temporary establishment of additional facilities to accommodate the added increase in detainees. This requirement applies to all civil authorities at the local, state, and federal levels; and large scale arrests should not be initiated until sufficient detention facilities have been placed in operation. Military commanders, upon commitment of federal forces, should coordinate with civil authorities to insure that adequate detention facilities (permanent and temporary) are operational, and ascertain their locations and capacities. Policy guidance for the detention of civilians is contained herein.

a. Handling and Processing of Civilian Detainees. Persons apprehended must be searched immediately for weapons and removed from the scene of apprehension to the detention facility. Females will not have their person searched except by a servicewoman, physician, civil police matron, or another woman of appropriate status. A female's handbag, luggage, packages, and coat, if removed, may be searched by male personnel. Detainees should be segregated prior to removal according to sex, and the amount of custody necessary to secure them. Injured persons must be given prompt medical treatment, and transportation to medical facilities, if necessary. Any physical evidence obtained, together with evidence tags and receipts, should be removed from the scene and processed with the detainees. Detailed guidance on the techniques and procedures for apprehension, search, transportation, and disposition of persons in custody is contained in FM 19-5.

b. Establishment and Operation of Temporary Army Detention Facilities.

(1) Where large numbers of detainees overwhelm civil detention facilities, civil authorities may request military forces to establish and operate additional temporary facilities. Army regulations prohibit the use of Army post, camp, and station correctional facilities for the detention of civilians.

The following conditions apply before a temporary Army detention facility can be established.

(*a*) Federal Armed Forces have been employed under the provisions of AR 500-50.

(*b*) The federal task force commander has verified that available federal, state, and local detention facilities and personnel can no longer effectively accommodate the number of persons apprehended who are awaiting an arraignment and trial by civil jurisdictions.

(*c*) Prior approval has been granted by the Chief of staff, US Army

(2) The following additional policies will govern the operation of temporary Army detention facilities, when authorized for use during civil disturbance control operations.

(*a*) The use of such temporary facilities will be terminated as soon as the civil authorities can assume custody of the detainees.

(*b*) Temporary Army detention facilities will not be used for the confinement of persons arraigned or convicted under civil jurisdiction.

(*c*) Females will be detained in temporary Army detention facilities only under the most extreme circumstances. If detained, they will be transported to a civilian facility at the earliest possible opportunity. Where space in civilian facilities is a factor, male personnel, not arraigned or convicted under civil jurisdiction, may be transferred to temporary army detention facilities to make space available for females in civilian facilities.

(*d*) The same operational procedures applicable to the management of installation confinement facilities apply to temporary detention facilities established during a civil disturbance except those policies pertaining to the training, employment, and administrative disciplinary measures, which will not apply.

(*e*) These facilities will be under the professional supervision and control of US Army Military Police Corps officers and key noncommissioned officers (MOS 9121/95C) specifically trained and experienced in Army correctional operations. Custodial guards and support function personnel operating under the direct supervision and control of such officers and noncommissioned officers need not be specifically trained or experienced in Army correctional operations; however, they will be specifically instructed and closely supervised in the proper use of force and other custodial procedures.

(*f*) The US Army assumes the responsibility for the custody, health, comfort, and sustenance of all persons detained in its detention facilities until custody is transferred to civil authorities.

(3) Considerations for site selection and construction of temporary detention facilities include the following:

(*a*) Such facilities should be established on the nearest military installation or suitable property under federal control, and should include use of existing military medical facilities or establishment of an aid station.

(*b*) Ideally, the facility should be sufficiently close to the disturbed area to minimize transportation and escort guard requirements, yet sufficiently removed from the disturbed area not to be endangered by riotous activity.

(*c*) Temporary detention facilities should, where possible, utilize existing structures which are adaptable to the requirements of custody and comfort of detainees. Additional construction may be required to provide the high degree of compartmentalization necessary to insure effective control and efficient administration of the detainees.

DETAINEE TURNOVER RECORD

1. Detainee

SMITH, JOHN O.

Address
704 Central Ave
Penrock, AR

Description
Male, Cau, 5'10", 170 lbs
brown hair, brown eyes

2. What detainee did

Describe Incident LARCENY (looting) B+W, General Electric, portable T.V. set, ser # 0143458 from Depot Sales Store, Penrock, AR.

When did incident occur (Date and Time)
1930 hrs, 20 Dec 197__

Where did incident occur
Depot Sales Store
1115 Main St
Penrock, AR

3. Who made arrest/apprehension

Name JAMES P. JONES

Grade or Title SP4

Unit 213 MP Co

4. Who escorted detainee to detention center

Billy D. DOE

Grade or Title CPL

Unit 9 Inf Co

Remarks:
Attempting to avoid apprehension, Smith dropped the T.V. set, causing extensive damage.

DA FORM 3316-R, 1 MAR 68 (FRONT)

5. WITNESSES (Give name, grade or title if applicable and unit or address)

a PFC Sam L. Brown, 213 MPCo

b

c

6. WEAPONS AND ARTICLES REMOVED:

1 TV set, 12", B+W, General Electric, serial # 0143458, with broken picture tube and a 4-inch crack on the right side of the cabinet.

Property receipt for T.V. set given to store manager, Mr. Tom H. PUBLIC.

(Fold to fit in pocket)

DETAINEE TURNOVER RECORD

This card will be filled out on each person detained and will be turned in at the Detention Center with the detainee. When possible, the person making the detention should do this. If this is not possible, the person designated to escort the detainee to the Detention Center will fill out the card (preferably before accepting the detainee), based on verbal information from the person making the detention.

DA FORM 3316-R, 1 MAR 68 (BACK)

Figure 5-3. Detainee turnover record.

Section VIII. SPECIAL REACTION TEAMS

5-19. General

The extreme danger inherent in certain special threats, such as sniping and bombings, which may be incountered during civil disturbance control operations, may require the predesignation of special reaction teams to conduct the type of special operations necessary to safely and effectively neutralize a variety of special threats.

5-20. Organization of Special Teams

Two types of teams may be formed; a squad-sized light team and platoon-sized heavy team.

a. Light Team. This squad-sized unit may be designated and held in reserve by each company-sized unit in the control force. This unit may be either a designated TOE squad or a provisional unit of selected individuals as determined by the commander. The light team should consist of three elements:

(1) A command element to include, as a minimum, a unit leader and a radioman/recorder.

(2) A security element to provide close-in cover to the team and to apply the appropriate type of force the situation requires, such as marksman fire or riot control agents.

(3) An action element to search for and neutralize the special threat.

(4) Teams should also include a member, or members, of the civil police.

b. Heavy Team. This platoon-sized unit should be designated and held in reserve by each battalion-sized unit in the control force. This unit may be either a designated TOE platoon withdrawn from a subordinate company or a provisional unit of selected individuals as determined by the commander. The heavy team should consist of the same three elements as contained in the light team; however, the larger size will permit more specialization of individual duties. The heavy team should have the capability, if required, of splitting into several light teams to handle several different special threats.

c. Armored car. Special reaction teams may also be formed utilizing a wheeled armored vehicle. These teams are discussed in Appendix C.

5-21. Employment Considerations

a. The type of unit dispatched to handle the particular threat will depend upon the intensity of the threat or threats, the number of participants, the size of the affected area, and the availability of reinforcements from mobile reserve forces to isolate the area. As an example, when one sniper is encountered in a small unoccupied building or a one-to-four family dwelling, a light team should be capable of neutralizing the sniper. When several snipers are encountered, or one or more snipers are encountered in a large, heavily populated building, a heavy unit should be dispatched to handle the situation.

b. Each type of unit dispatched to neutralize a special threat should make provisions for recording the events and actions surrounding the operation. Cameras and recording devices should be utilized for this purpose.

c. Each unit should have one or more civilian police officers accompanying it for the purpose of making apprehensions, rendering guidance on applicable laws and ordinances regarding search and seizure, and providing intelligence on the area.

d. Teams, although tailored to handle special threats, may also be employed as a ready reserve force capable of responding to widespread or sporadic looting or arson.

5-22. Equipment

Special reaction team equipment could include, but is not limited to:

a. Protective vests.
b. Helmets with face shields.
c. Protective masks.
d. Vehicles for transportation of unit members and apprehended personnel
e. Armored vehicles.
f. Night observation and illumination devices.
g. Portable public address systems.
h. Portable communications.
i. Restraining devices such as handcuffs or plastic flexi-cuffs.
j. Riot control agent munitions.
k. Riot control dispersers.
l. Smoke munitions.
m. Shotguns, grenade launchers, and sniper rifles with scopes.
n. Binoculars.
o. Fire extinguishers.
p. Tools such as axes, crowbars and pinch bars to break through wooden or metal doors.
q. Cameras and recording devices.

Section IX. ANTISNIPING

5-23. General

a. Effective measures in counteracting sniper fire require speed and precision in execution. These in turn depend upon the quantity and quality of prior planning and the proper preparation for handling such incidents. Troops committed to civil disturbance control operations must be well trained and rehearsed on the immediate action necessary to counteract sniper fire. Actual neutralization of the sniper should be accomplished by a special reaction team (FM 19-10).

b. When crowd control formations are being used, the threat of sniper fire increases. Members of the control force should be aware, however, that individuals in the crowd may attempt to disrupt the formation by use of loud noises, such as fireworks or bursting paper bags. Members of the control force should be alert to such tactics, to preclude disruptions during attempts to maintain order.

5-24. Immediate Action

The individual soldier or control force unit or team that encounters sniper fire should accomplish the following:

a. Take Cover. All exposed personnel should immediately seek cover whenever possible.

b. Warn. Notify all bystanders to clear the area or seek cover.

c. Identify. Insure that sniper fire has, in fact, been encountered. Automobile backfires, firecrackers, light flashes, accidental weapon discharges, indiscriminate firing by control forces, or distant sounds of firing may all be misidentified as sniper fire at your position.

d. Report. After verifying the sniper fire, inform the appropriate personnel of the situation so that assistance can be sent to the scene if required.

e. Locate. Attempt to fix the exact position of the suspected sniper or snipers. Inform the special reaction team leader of the sniper's location.

Note: Do not, during any of the immediate action steps, return the sniper's fire unless a positively identified target is available and the requirements for the use of deadly force can be met. If firing is necessary, it is accomplished by a selected marksman acting on orders from an officer or the senior individual present. The military leader must not permit mass return of fire that may endanger innocent persons.

5-25. Securing the Area

After the individual soldier or control force unit or team has taken immediate action, steps should be undertaken to secure the area. If the control force unit or team on the scene is sufficient in size, they may be utilized to secure the area. In most situations, however, it will be necessary to commit reserves or other control force elements. Regardless of what forces are utilized, the senior member of the element responsible for securing the area should accomplish the following:

a. Isolate. Establish roadblocks or checkpoints, as necessary to keep unauthorized personnel out of the area and to block the escape routes of the sniper. Isolation should take place sufficiently distant from the danger area to preclude exposure to sniper fire. Notify all control force units, not committed to the neutralization of the sniper, to stay clear of the danger area.

b. Evacuate.

(1) When encountering a sniper in a lightly populated area or building, prepare and make an announcement advising residents to clear the area or building, utilizing a specific exit. Those personnel exiting the building or area should be screened and identified since the sniper may well be one of them. Witnesses, and those suspected of involvement with the sniper, should be detained. Some residents may be unwilling, unable or afraid to leave the area or building. A second announcement should also be made advising the remaining residents to seek cover, remain immobile and stay away from exposed areas and windows.

(2) When encountering a sniper in a heavily populated area or building where evacuation is impractical, prepare and make an announcement to warn all residents to seek cover, remain immobile and stay away from exposed areas and windows.

c. Observe. Establish observation posts on rooftops and in windows of adjacent high buildings. Communications should be provided to the observers. A selected marksman, under appropriate orders, may also be employed with the observation posts.

d. Support. Be prepared to provide necessary support to the mobile special reaction unit. Such support may include:

(1) Establishment of a staging area for emergency and support equipment as well as for the team.

(2) Establishment of a command and communications center for the coordinated control of the operation.

(3) Control of crowds.

5-26. Employment of the Special Reaction Team

The actual search for and apprehension of a sniper is a difficult and dangerous operation. It should be performed by a special reaction team which has been trained and equipped for such operations. The procedures outlined in this paragraph are applicable for the team or for other control force elements tasked to neutralize sniping when a team is unavailable.

a. Establish a Command Post. The command element of the team should establish a central location for the coordination of all elements. Communications should be established and maintained with the force securing the area and with observation posts. In addition, continuous communications between the action and security elements must be maintained once they are deployed, so that the progress of the action element can be monitored and so that the security element does not mistake individuals in the action element for the sniper. Consideration should be given to equipping the action element with a distinctive piece of equipment, such as a colored helmet or clearly visible colored tag.

Note. Fluorescent, mercury vapor, and other street lights will appear to change the colors painted on helmets.

b. Deploy the Security Element. The security element should be positioned on the immediate perimeter of the area or building to observe sniper actions and all exits. In addition, the security element should establish a preferred route of entry into the area or building for use by the action element. The security element also provides protection to the action element upon entry to the building or area. The security element's selected marksman should be positioned at the location giving him the best possible observation and field of fire. If necessary the selected marksman may fire at the sniper or snipers when they can be positively identified as snipers, and when they are continuing fire. This fire should be accomplished only by the selected marksman under the guidance and orders of the commander.

c. Prepare the Action Element for Entry Into the Area or Building. Preparation should include —

(1) A briefing on the area or building through the use of maps, drawings and knowledgeable residents.

(2) Equipment and communications checks.

(3) The issuance of an operations order.

d. Prepare and Issue Warnings and Instructions the sniper. Sufficient time should be given to the sniper for his voluntary surrender.

e. Attempt to Force the Sniper Into the Open. In open terrain or when encountering a sniper in a small unoccupied building, employ riot control agents in an attempt to force the sniper into the open, where he can be taken into custody with less risk. Before employing riot control agents directly into the sniper's location, saturate the areas and rooms adjacent to the sniper. This will preclude him from utilizing unaffected areas. Riot control agents should be used with discretion when the use of a patrol dog in the area is contemplated.

f. If the Sniper Cannot be Forced Out, Commit the Action Element to the Area or Building.

(1) When committing the action element to an open area, riot control agents should be utilized to saturate the area prior to entry. The action element should enter the area on one side of the perimeter established by the cover element and then proceed through the area towards the other side of the perimeter.

(2) When committing the action element to a building, the following methods of entry can be utilized:

(*a*) *Entry at the top.* Whenever possible, buildings are entered and searched from the top down. A sniper who is forced to the top may be cornered and fight desperately or escape over the roofs, while one who is forced down to the ground level may attempt to withdraw from the building, making himself vulnerable to capture by the security element. Various means may be used to gain entry, such as ladders, drainpipes, vines, toggle ropes, grappling hooks, roofs of adjoining buildings or public utility vehicles designed for work on tall structures. Helicopters may also be used to deploy the action element on top of buildings.

(*b*) *Entry at the bottom.* When entry must be made at ground level, armored personnel carriers should be utilized to gain entry and provide protection. Smoke may also be used to conceal movement. When entering single story buildings, it may be preferable to use riot control agents to saturate the building before the action element enters.

g. Search the Area or Building. A systematic search for the sniper must be conducted.

(1) In an open area, the action element should manever and search under the protection of cover, firing only when necessary to protect life and property. Either the security element or the action element may use riot control agents to aid the advance of the action element. Fire by selected marksmen may also be employed, if necessary. The "base of fire" technique (massed firepower) is not permitted because it constitutes an unacceptable hazard to elements of the control force and to the civilian populace. The security element, on the side of the perimeter where the action element entered the area, should gradually close the perimeter as the action element moves forward. The security element on the opposite side should remain in position as the "noose" closes. The purpose here is to force the sniper to withdraw making himself vulnerable to capture by the security element. The techniques utilized for neutralizing a sniper in an open area will require close coordination and communication between all elements involved.

(2) In an unoccupied building when the sniper's location is unknown, the patrol dog should be used whenever possible. Awell-trained patrol dog with its highly developed sense of smell can pinpoint the location of the sniper quickly and with a minimum of risk to members of the search force. Alternatively, when the patrol dog is not available, each room should be searched by at least a two-man team. One man may throw a riot control agent grenade, wait for it to discharge, then enter quickly and place his back against the nearest wall. The second man follows and searches the room in detail. If available, a third individual remains in the cooridor to insure that the suspect does not move from room to room while the two others are conducting their search. The action element leader should be kept informed of the team progress.

(3) In an occupied building, when the sniper's location is unknown, all suspected rooms must be searched. The action element should attempt to have occupants submit voluntarily to the search of their rooms. At the same time, occupants should be questioned in an attempt to pinpoint the sniper's location. If occupants will not submit voluntarily and there is probable cause to believe that the sniper is located in the room, a complete physical search of the room or rooms should be conducted. Use of the patrol dog will greatly facilitate the conduct of such searches.

(4) In a building, occupied or not, where the sniper's location is known, the action element should proceed directly to the immediate vacinity of the sniper's location. If the sniper refuses to exit voluntarily, riot control agent grenades should be thrown or projected into the room from the outside by the security forces. If this is not practical, the door should be opened or broken down and riot control agent grenades thrown into the room. Following the discharge of the grenade, the patrol dog, in his "attack" role, can again be effectively utilized in subduing the capturing the sniper with a minimum of risk to the search element.

h. Apprehend the Sniper. Whenever possible, the actual apprehension of the sniper is left to the civil police with assistance provided by military forces. Guidance on the techniques of apprehension and other considerations are contained in FM 19-5.

Section X. HANDLING EXPLOSIVE DEVICES AND BOMB THREATS

5-27. Explosive Devices

During civil disturbances, explosive devices may be encountered. Control forces should be trained to recognize fire bombs, pipe bombs and other devices. They should also be trained and rehearsed in the immediate action necessary when discovering an explosive device. The actual neutralization of the bomb should be accomplished by the Explosive Ordnance Disposal (EOD) unit or civil police bomb unit.

5-28. Immediate Action

The individual soldier or control force unit or team that discovers an explosive device should:

a. Take cover. All personnel should immediately leave the area and seek cover wherever possible.

b. Warn. Notify all personnel to clear the area.

c. Report. Inform the appropriate personnel of the situation so that assistance can be sent to the scene.

NOTE: DO NOT, AT ANY TIME, HANDLE THE DEVICE.

5-29. Securing the Area

After the individual soldier or control force unit or team has taken immediate action, steps should be taken to secure the area. If the control force unit or team is capable, they may be utilized to secure the area. The senior member of the element responsible for securing the area should consider the following:

a. Isolate. Establish roadblocks or checkpoints as necessary to keep unauthorized personnel out of the area.

b. Evacuate. Insure that all personnel are out of the danger area.

c. Evacuate. Insure that all personnel are out of the danger area.

c. Alert. Notify fire and medical personnel and direct them to a staging area for quick deployment when required.

d. Control Utilities. The close down of all gas, electric and water service to the affected area should be accomplished by qualified personnel familiar with the utilities and the area.

5-30. Neutralization and Disposal of Explosive Devices

The actual neutralization and disposal of the explosive device should be accomplished by an Explosive Ordance Disposal (EOD) unit or civil police bomb unit. After the area has been secured, the EOD or civil police unit should be escorted to the location of the device.

5-31. Bomb Threats

Bomb threats may increase during civil disturbances or during other times of tension and crises. Frequently, warning calls or notice have been given when an explosive device has een actually planted to avoid loss of innocent lives. However, on occasion, cranks, deranged individuals, or disgruntled soreheads may make threats or give false notice following an actual explosion to cause activity or business interruption by forcing evacuation. If a fake call if successful in causing evacuation, then more threat calls will follow. Doubt, however, as to safety must always be resolved in favor of evacuation. Most bomb threats are received by telephone operators in industry and educational facilities. It might also be expected that bomb threats will be received at rumor control centers, police headquarters and joint operational facilities during civil disturbances. If possible, each facility should be provided with a telephone tracing capability.

5-32. Immediate Action

Telephone switchboard operators and others likely to receive bomb threats should be trained to accomplish the following:

a. Activate the telephone tracer system.

b. Ascertain and record through appropriate conversation with the caller:

(1) Bomb location.
(2) Time of detonation.
(3) Type of device, to include physical description.
(4) Sex, approximate age and attitude of caller.
(5) Peculiarities of speech, accent, etc.
(6) Distinguishing mounds or background noises emanating from the caller's location.
(7) Reason for the bomb placement.

c. Inform the appropriate personnel of the threat.

5-33. Securing the Area

Upon receipt of the bomb threat, the responsible commander should accomplish the following:

a. Alert. Notily the necessary control force elements, fire and medical service personnel, utilities personnel (water, gas, electricity), and EOD units and direct them to report to a staging area near the threatened facility.

b. Isolate. Establish roadblocks or checkpoints as necessary to keep unauthorized personnel out of the area. Isolation should take place sufficiently distant from the area to preclude danger from an explosion.

c. Evacuate. If the decision is made to evacuate, it should be accomplished in an orderly fashion utilizing a bomb evacuation plan, a fire plan or appropriate announcements and directions to building occupants. Such a plan should designate a building or area which provides shelter from the elements. Care must be taken not to create panic. Before evacuating the building, employees or residents should check their immediate locations for any unusual or out-of-place objects or packages. Employees should be advised to take their briefcases, overcoats, and like items with them upon evacuation.

d. Organize Search Elements. Selected employees or residents of the building and control force personnel should be organized into search elements. They should be equipped with communications. CAUTION: The use of radios during the search can be dangerous. The radio transmission energy can cause premature detonation of an electric initiator (blasting cap). Initially, searches should be made of public access areas such as utility areas, hallways, administrative area, messing areas, outside of buildings, shipping or loading

areas, vehicles parked near the facility, supply rooms, under stairwells, and accessible closets and storage areas. Suspicious objects or packages found during the search should be reported. They should not be handled. Even when a bomb is located, the search should continue since there may have been more than one bomb.

5-34. Neutralization of Bombs

Whenever the bomb itself or a suspicious object or package is found, the EOD or civil police unit should be notified and employed to neutralize the bomb or suspect package.

Note. Further guidance in this subject area will be found in FM 19-30, *Physical Security.*

Section XI. FIRE FIGHTING OPERATIONS

5-35. General

The existence or potential existence of destructive violence particularly manifested by the setting of fires requires that detailed consideration be given to the immediate and effective response designed to limit the effect of such destruction.

5-36. Fire Fighting Task Force

A primary factor in such a response will be the fire fighting task force. Activities of this force must be closely coordinated with those of the total operation force. The fire fighting task force sould be composed of a number of pieces of equipment, and the required operational and security personnel. The concept is to provide a mobile force capable of moving rapidly, having sufficient equipment to quickly extinguish or contain large fires and then move on. The task force should be given an area of operation. A number of such task forces should be created, using all available fire services resources. For large scale fires in a limited area, several task forces may be committed together.

5-37. Security of Fire Fighting Task Forces

The fire fighting task force has a primary mission of containing fires. Because of the total commitment of the task force to this mission, it must depend on other agencies for its security. Fire fighting personnel and equipment are extremely vulnerable to harassment and attacks by crowds or individuals. The mission of providing security for such a task force will normally be assigned to military units which have been committed.

a. Size. The size of this security force will vary depending upon several factors such as the size of the fire fighting task force; the level and amount of hostility found in the area of operation; and the available personnel and equipment that can be allocated to the mission.

b. Techniques. Techniques or methods of securing the fire fighting task force will incorporate a number of previously discussed concepts. Several problems are inherent in this security mission.

(1) Mobility is a must and the preferred resolution is to insure that the security force is sufficiently equipped with vehicles and communication equipment to move the force rapidly. Vehicles should have flashing emergency lights to enable them to move safely through traffic and intersections. Military police vehicles may serve as escorts for the security force, if available.

(2) The following considerations should be observed at the fire scene:

(*a*) The military unit leader should work closely with the senior fireman or a designated liaison to insure adequate and timely assistance is provided.

(*b*) A protective cordon should be established around the fire services area of operation. This will have to include security on hoses and hydrants. The cordon should concentrate on activities outside the cordon and small units should have assigned areas of responsibility like any defensive posture.

(*c*) Observation posts should be positioned in and on nearby tall buildings to prevent sniping or other attacks.

(*d*) All vehicular and pedestrian traffic attempting to enter the area should be blocked and directed away from the area.

(*e*) Any hostile crowd activity should be controlled utilizing appropriate crowd control techniques. If necessary, reinforcements should be promptly requested.

Section XII. RELIEF AND TERMINATION PROCEDURES

5-38. Relief Procedures

a. General. Civil disturbance control operations are demanding, both mentally and physically, and troops will require relief if efficiency and discipline are to be maintained. During civil disturbance control operations, units assigned to area control may be entirely committed, preventing any relief operations within the unit. Relief must be provided from a higher level retaining uncommitted units. Ready reserve forces should not be used for relief since they may become actively involved in operations. Relief should be accomplished in place to insure that the relieving unit has physically occupied assigned facilities and the area of operations.

b. Preparation for Unit Relief.

(1) It is essential that commanders at each level conduct a thorough reconnaissance of the operational area and that all leaders receive a complete briefing from the outgoing unit. Routes into the area should be reconnoitered; critical facilities, barricades and roadblocks, patrol routes, and other items of operational importance should be identified; and unit leaders should familiarize themselves with their assigned area and establish rapport with law-abiding citizens in the area.

(2) Commanders of the incoming and outgoing units should arrange for the exchange of special items of equipment in place which are essential to mission accomplishment and may be in short supply. Vehicles and radios may be items where exchange is necessary because their need in civil disturbance control missions normally exceeds the TOE issue authority. Other items such as barricade and roadblock material, wirelines, switchboards, excess ammunition and riot control agent munitions should be left by the outgoing unit. This exchange is based upon the authority included in the relief order of the next higher commander, and should be accomplished with the use of proper accountability procedures.

(3) Necessary coordination should be made with civil police, fire departments, and other agencies operating in the area of operations. Reliefs within these departments should be conducted in such a manner that they do not conflict with the military relief. Joint control and support agreements should be coordinated by the incoming commander to insure maximum effectiveness.

(4) The relief order, which follows the standard operation order sequence, includes such items as the times for the relief to begin and end; the time or condition for exchanging responsibility for the operational area; routes to be used by the incoming and outgoing units; civil authorities operating in the area, locations of critical facilities, barricades and roadblocks, patrol routes, guard posts, etc.; and the requirement for periodic reports to be submitted by subordinate leaders during the conduct of the relief.

c. Conduct of Unit Relief.

(1) Relief during civil disturbance control operations should be conducted during the least critical times. These times can be identified by close observation and proper interpretation of intelligence information. Consideration also should be given to priorities of relief to insure that forces employed at the most vulnerable facilities and in the most riot-prone area are relieved first. The new relief may consist of more or fewer troops than are being relieved, depending upon the situation.

(2) Commanders at each echelon should be present at the field command post of the outgoing unit to facilitate command and control. The execution of the relief takes place under the direction of the commander of the outgoing unit. He usually remains responsible for the area of operations until the majority of the relieving unit is in position and communications and control have been established by the incoming commander. The exchange of responsibility is agreed upon by the commanders concerned and verified by receiving the concurrence of the next higher commander. If riotous activity occurs before the incoming commander assumes responsibility for the area, he assists the outgoing commander with all means available.

5-39. Termination Procedure

a. General. The use of Federal Armed Forces for civil disturbance operations should end as soon as the necessity therefor ceases and the normal civil processes can be restored. Determination of the end of the necessity will be made by the senior representative of The Attorney General. The task force commander will submit his recommendation to the Director of MilitarySupport (DOMS), Department of the Army, as provided for in AR 500-50.

(1) When the civil disturbance mission has been accomplished, positive action should be taken to restore control to civil authorities. Restoration may be effectively accomplished by phases, i.e., activity by activity. Civil authorities resume responsibility for each activity as that activity is released by the military forces, e.g., protection and operation of public utilities may be turned back to the regularly operating agency, while other activities may be continued by military forces.

(2) Patrol activities should be gradually reduced according to need. Equipment reduction should be phased in the same manner. Care should be taken to prevent the feeling that control is lifted, yet the

community should be given to understand that the disturbance is over and the community is returning to normalcy.

(3) Military forces are withdrawn from the objective area when directed by proper authority.

b. After-Action Reports. An important part of termination procedures is the preparation and submission of an after-action report. The after-action report may be prepared in the degree of detail which the commander feels is appropriate, or in accordance with requirements of higher headquarters. National Guard Regulation 500-50 establishes the format for submission of National Guard after-action reports. Contents of the report are not limited to the perspective of the preparing commander and his staff; he may include any contributed material or lessons learned from subordinates or other sources which he considers of value.

c. Claims and Investigations. As an aftermath of civil disturbance operations, numerous claims and investigations are likely to be initiated. In order to provide accurate and timely information for the processing of claims and for the conduct of investigations, detailed records and journals must be established and maintained during and after operations.

d. Prosecutions. Although every attempt should be made to have civilian police apprehend and arrest offenders, there will be occasions when military personnel are called upon to be witnesses in civilian trials. Consideration should be given to conducting training in courtroom procedures for those personnel required to testify.

CHAPTER 6

RIOT CONTROL AGENTS

Section I. GENERAL

6-1. Introduction

a. Riot control agents are chemicals widely used by governments for domestic law enforcement purposes. They produce transient effects on man that disappear within minutes of removal from exposure.

b. The use of riot control agents in a civil disturbance is influenced by the physical and chemical properties of the agents, intended uses, and the method of dissemination.

c. Applicable information on the use of riot control agents in civil disturbances such as the effects, necessary protection, limitations, and available forms is contained in FM 3-2 and TC 3-16.

d. For riot control agents employed in civil disturbance operations and a description of their chemical properties, see paragraph 6-28.

e. Guidance for personnel and equipment decontamination and for the destruction of unused quantities of CS is contained in FM 9-15.

6-2. Application of Riot Control Agents

a. Area. The size of the restricted area desired or the area occupied by rioters determines the length of the line along which riot control agents are released. This line is usually at right angles to the direction of the wind and long enough to insure the creation of a cloud which, when it reaches the target area, will include considerably more that the area actually occupied by the mob. As a rule of thumb, the length of the line is roughly equal to the average width of the target plus one-fifth the distance from the line to the target.

b. Quantity. Riot control agents must be used in sufficient quantities to produce an immediate and decisive effect. Sufficient quantities must be available to produce the proper concentration of the agent in the cloud and to maintain the required concentration until the mob has been dispersed. When a larger quantity of the riot control agent is required than can readily be obtained by the use of standard type riot control agent grenades, the riot control agent dispersers should be employed. If the supply of the agent is limited, a heavy concentration of the agent should be placed on the critical point.

c. Limitation on Use. Although riot control agents have a high safety factor and will not seriously endanger health or cause death when used properly, their use in buildings or other closed oreas requires caution to avoid producing excessive concentrations of agent. Riot control agents should not be used in hospital areas or other areas where undesirable effects may result from their use.

6-3. Weather Factors

Of all the techniques for controlling crowds, use of riot control agents is most dependent upon weather conditions. The basic elements of weather which affect riot control agents are wind, temperature, humidity, cloud cover, precipitation, and atmospheric stability. For a detailed discussion of weather effects on field behavior or riot control agents, see TM 3-240. Additional information is also contained in FM 3-2.

6-4. Characteristics of Riot Control Agent (CS)

a. CS, in a pyrotechnic mixture in powdered form, has a pungent, pepperlike odor. The persistency of CS varies in the open according to wind conditions. CS in powdered form has greater persistency when there is no wind or in wooded terrain.

b. CS, in a pyrotechnic mixture, is dispersed by means of the M47 grenade and a 40mm cartridge. The 40mm cartridge is fired from the M-79 grenade launcher.

Note. Units authorized to use the M-79 with the 40mm cartridge are advised that the high velocity of this projectile, at close range, can cause serious injury or death. Extreme caution should be exercised when using this munition.

CS (micropulverized or powdered form) is dispersed by means of the M47 hand grenade, which is hand thrown, and by mechanical dispersers. The effects of CS are realized within a few seconds following exposure.

c. The protective mask and field clothing provide effective protection from the effects of CS.

d. First aid for CS contamination may be rendered by removing affected persons to uncontaminated areas, facing them into the wind, and cautioning against rubbing the eyes or touching the genitals or mucous membranes with their hands Showering will provide further relief but should be

delayed until approximately 6 hours after exposure. Shower first with cool water for 3 to 5 minutes, then proceed with normal showering, to include hair shampoo. Affected persons should be kept out of close proximity to one another.

e. For gross accidental contamination with CS particles, flush body with copious amounts of cool water, then use a 5 percent sodium bisulfite solution (except in and around eyes) and finally flush again with water. A 1 percent solution of sodium carbonate or sodium bicarbonate may be substituted for sodium bisulfite solution.

6-5. Planning Use of Riot Control Agents

a. General. Appropriate plans are essential for the successful use of riot control agents. The plans must be flexible to accommodate changes in the situation and the weather. Munitions requirements to provide an appropriate concentration of riot control agents in a given area are tentatively computed in advance, and the general plan for their use is prepared prior to the operation, but the manner of employment is determined on the scene.

(1) Prolonged exposure to high concentrations of CS will result in severe chest pains, coughing, nausea, and vomiting.

(2) CS will remain effective on open terrain about 14 days.

b. Weather and Terrain. The officer responsible should secure Air Weather Service weather forecasts over possible operational areas for the contemplated times of the operation. He should evaluate these forecasts in conjunction with a detailed reconnaissance, map, aerial photograph, or mosaic study of the terrain conditions which prevail in and around these areas and which might affect the riot control agents released.

c. Nature of Disturbance. The cause, nature, and extent of a disturbance, and the temper and objectives of the rioters are important planning factors.

d. Estimate of the Situation. The estimate of the situation should be as thorough as the time available will permit and should be based on an analysis of the above factors. The estimate should enable the commander to consider courses of action, select riot control agents, and determine munitions requirements.

e. Course of Action. The governing factors in the selection of a course of action are: desired effects, temper and objectives of the rioters, weather conditions, and munitions available.

6-6. Training

a. Responsibilities. Each service is responsible for providing, organizing, equipping, and training its forces for the use of riot control agents in civil disturbances.

b. Training. Training of troops in the use of riot control agents during civil disturbances should include, but not be limited to, the following:

(1) *Individual training.*

(*a*) Policy on the employment of riot control agents.

(*b*) Characteristics of riot control agents.

(*c*) Individual protection, first aid, and decontamination.

(*d*) Maintenance of riot control agent munitions and equipment.

(2) *Unit training.*

(*a*) Riot control agent squad organization.

(*b*) Tactical employment of riot control agents in crowd control.

Section II. OPERATION AND EMPLOYMENT OF RIOT CONTROL AGENT DISPERSERS

6-7. Concept of Employment

Riot control agent dispersers were developed to provide commanders with a capability for disseminating riot control agents in sufficient quantities to provide effective area coverage under a variety of situations and weather conditions. They are not designed for the direct introduction of a riot control agent into barricaded buildings. Care must also be exercised in their employment in confined areas and against target areas with restricted avenues of escape. Normal usage envisions transportation of these dispersers by individuals, by 1/4-ton or larger vehicles, or by helicopters. When transported on the ground, by individual or by vehicle, the dispersers may be directly integrated into the crowd control troop formations or may be operated from a position in direct support of civil disturbance control operations. Dispersers mounted in helicopters are used in close conjunction with the control troops and in direct implementation of the immediate plan of operations. The exact location of the aircraft, with respect to the troop formation at the time of release of the riot control agents, will be determined by current wind direction and speed, and in some instances, by such physical obstacles as may place a restriction on the movements or positioning of the aircraft.

6-8. Personnel

a. Although it is desirable that all unit personnel should have a knowledge of the operation and employment capabilities of the riot control agent

dispersers, main reliance in this respect must be placed on specially selected and trained individuals. The criteria for the selection of such personnel are: initiative, ability to learn, and proven calmness when faced with large numbers of agitated people.

b. Individuals designated as disperser operators and/or as team members should be well qualified in their primary MOS as members of military police or other units authorized a disperser and thoroughly trained in riot control operations. Preferably they should have received special training in the use of riot control agents.

6-9. Riot Control Agent

a. CS is used in the M33 and M5 dispersers. It is effective in very small concentrations. The effect of CS on the eyes and respiratory system is realized in seconds and lasts from 5 to 10 minutes after the affected individual is exposed to fresh air. Generally, persons reacting to CS are incapable of executing organized and concerted actions and excessive exposure to CS may make them incapable of vacating the area.

b. For training purposes, technical talc, T1, is used.

6-10. Protective Clothing

Ordinary field clothing worn with collar and cuffs buttoned and trouser legs tucked into boots, a protective mask, hood, and rubber gloves provide protection for personnel engaged in filling, operating, or transporting the dispersers.

6-11. Control

Commands are given to the disperser operators by voice or hand and arm signals. Radio communications will normally be required between the troop commander and the commissioned or noncommissioned officer in immediate command of the riot control formation or of the disperser operators.

6-12. Maintenance

To assure the machanical reliability of the dispersers, it is necessary that certain specific inspections and maintenance services be performed systematically each time that they are used and that additional services be performed periodically. Because of the corrosive effects of some of the riot control agents on metal, they should not be allowed to remain on the disperser or on the vehicle or helicopter from which they are operated. Detailed maintenance, inspection, and repair instructions are contained in pertinent technical publications.

6-13. Precautions

Riot control agent dispersers permit the release of a large quantity of a riot control agent within a very short period of time. Particular care must therefore be exercised to assure that a completely intolerable concentration of CS is not developed. It is essential that the average release rate be determined for each disperser in terms of pounds of the agent expelled per second. The dispersers should not be used to introduce a riot control agent directly into a closed structure except under extreme circumstances.

6-14. Training

a. Designated personnel are trained in the operation, employment, and maintenance of the respective riot control agent dispersers. They must acquire knowledge and become proficient with respect to ——

(1) The nomenclature and characteristics of the respective dispersers and the riot control agents.

(2) The effects of weather, terrain, and distance on the dissemination of the riot control agents.

(3) Methods of operating the dispersers.

(4) Techniques which will give the greatest assurance of placing an effective concentration on the target area with a minimum concentration on off-target areas.

(5) Maintenance of dispersers.

(6) Use, care, and inspection of protective clothing.

(7) Decontamination of equipment.

(8) Safety precautions.

b. Practical exercises should be conducted under varying weather conditions and differing riot control situations which will affect the deployment of the dispersers and dissemination techniques. Whenever possible, training should be integrated with unit disturbance control training exercises.

c. Scheduled drills should be conducted periodically to test the readiness and operational effectiveness of the operating personnel and equipment.

6-15. Standing Operating Procedures

An SOP should be prepared for the guidance of all disperser operating personnel to include vehicle drivers and helicopter pilots. Included in the SOP should be specific individual duties and actions to be performed before, during, and after operation of the disperser. For guidance in the preparation of standing operating procedures, see FM 101-5.

Section III. RIOT CONTROL AGENT DISPERSER, PORTABLE, M33

6-16. Description

a. The M33 disperser consists of four major groups:

(1) Agent tank group, stores the riot control agent.

(2) Air pressure group, stores the compressed air.

(3) Hose and gun group, discharges the agent toward target.

(4) Carrier group, means of backpacking the equipment.

b. Servicing and filling the disperser requires the following equipment:

(1) Pressure check gauge assembly, indicates the pressure in the cylinder.

(2) In-line pressure check gauge assembly, indicates the setting of the pressure regulator.

(3) Agent container filling adapter assembly, used to transfer agent from 8-pound, 3 1/2 gallon plastic bottles to the agent tank.

(4) Compressor (3 1/2 cfm), to pressurize the air cylinders.

(5) High pressure charging hose assembly.

c. Physical characteristics are as follows:

Weight, filled and charged with dry agent	30 pounds
Weight, empty	22 pounds
Length	26-1/2 inches
Depth	12-3/4 inches
Width	17-1/2 inches
Operating pressure	180 psi
Range, dry agent (on still air)	in excess of 40 feet

6-17. Transport

The M33 disperser is either man-carried or mounted in a vehicle as set forth in TM 3-1040-254-13.

6-18. Employment

a. General. The effective use of this disperser is dependent upon a following or slightly quartering wind of a velocity not to exceed 20 mph. Optimum wind velocity is 3 to 5 mph. Normally, the use of this disperser should be backed up by other M33 dispersers or M5 dispersers in order to insure adequate coverage of the target area. Even though the agent tank and the air pressure bottle both have a quick-disconnect capability, unless there are sufficient tanks and bottles readily available, the M33 may be out of action for a period of time depending upon the location of the compressor and the efficiency of the personnel in reloading the repressurizing operation. By reason of its compactness, portability, and low cost, this disperser provides the using units with an immediately available and very effective crowd control weapon.

b. Positioning. The disperser operator may be positioned in advance of, as a part of, or immediately in the rear of the crowd control formation. Proximity to the mob and the role which the disperser is to play are the determining factors. If the decision has been made to disseminate the riot control agent in advance of the close approach of the crowd control formation, the disperser operator may be positioned as a part of, or slightly in advance of the formation. This position will permit the operator the greatest freedom in operating the disperser and will assure minimum exposure to the troops. Freedom to move to firing positions to the right or left of center may assist in the establishment of a more uniform cloud of the agent over the target or will permit, to a limited extent, coverage over selected portions of the target area. If the disperser is to be held in a reserve status, the disperser operator should be positioned from one to several feet to the rear of the approximate center of the formation. From this position, the operator can quickly be deployed to the front of the crowd control formation to disseminate the riot control agent.

c. Release Point or Line. The optimum distance for firing the disperser to produce a cloud which will envelop and provide an effective concentration over the largest portion of the target area depends primarily upon the wind velocity and the freedom of movement of the operator across the front of the target area. Generally, the distance of the agent release point or line from the target area will range from a minimum of 50 feet (15 meters) to as far as several hundred feet depending on wind velocity. With increasing wind velocity, dilution of the powdered agent becomes more rapid and the distance between the target area and the point of release must be reduced accordingly if an effective concentration is to be placed on the target.

d. Concentration. Factors affecting the amount of a particular riot control agent required to establish an effective concentration in any given instance or situation are too varied to permit exact guidance. Basic to this aspect of employing riot control agents, however, is an understanding of agent effectiveness, knowledge of the amount released in a given time, an appreciation of the makeup and determination of the crowd, and close observation of the agent's cloud movement and effect on the target. Too large a concentration may result in reaching a tolerance inconsistent with objectives. Too small a concentration, particularly against an organized and determined group, may encourage greater violence.

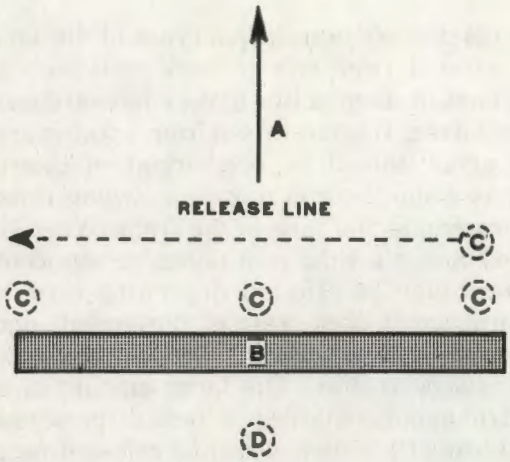

LEGEND:

A. WIND DIRECTION

B. PLATOON LINE

C. MAN-CARRIED M3 DISPERSER SHOWING SEVERAL ALTERNATE FIRING POSITIONS

D. RESERVE POSITION

Figure 6-1. Release positions for portable disperser operated by individual on foot.

e. Release Rate. The hose and gun group permits effective control over the amount of the riot control agent released. Release of the agent may be effected in one continuous burst or in shorter bursts ranging from less than 1 second to several seconds in duration. Knowledge of the amount of the agent released per second is of vital importance in establishing effective but safe concentrations on the target area. The average release rate for talc, released in 5-second bursts and under an operating pressure of 40 pounds per square inch (psi), with the M33 disperser is about 1.5 pounds per second. Using units are cautioned, however, to determine the particular release rate for each disperser which they operate, both for talc and for the riot control agent.

6-19. Disperser Operator

The disperser operator should work under the immediate control and direction of an officer or NCO. Release of the riot control agent should be effected only upon direct order of the commander. If the commander is not fully qualified in the employment of riot control agents, a qualified officer should be designated to determine the appropriate time, place, and amount of agent to be released and to issue appropriate commands of execution to the operating personnel.

Section IV. RIOT CONTROL AGENT DISPERSERS, HELICOPTER OR VEHICLE-MOUNTED, M5

6-20. Description

a. The M5 riot control agent disperser consists of either an M9 portable riot control agent disperser gun when mounted on a vehicle, or a helicopter delivery hose when mounted in a helicopter; an agent tank which will hold approximately 50 pounds of CS, a hose assembly, a pressure tank assembly, and a pressure regulator. These components are supported on a tubular framework so that the complete assembly is approximately 4 by 2 1/2 by 2 feet.

b. CS is dispersed by forcing powdered agent from the agent tank with pressurized air from the pressure tank. This can be accomplished from either a low-flying helicopter or a moving ground vehicle.

c. The M5 disperser has an effective range of approximately 12 meters when being dispensed with the M9 gun during a no wind condition and up to 46 meters when dispensed from a helicopter at an absolute altitude of 75 to 100 feet. The duration of fire per fill is 2 minutes with the M9 gun and 20 seconds with the helicopter delivery hose.

d. The disperser, including the agent filling, weighs approximately 210 pounds.

6-21. Transport

The M5 disperser may be mounted on a helicopter or on a 1/4 ton or larger vehicle as set forth in TM 3-1040-220-12.

6-22. Employment

a. General. The M5 disperser provides the commander with an air-to-ground dispersal capability when mounted in a helicopter. It is equally suited to mounting in a 1/4 ton or larger vehicle. Situations best suited for the employment of the disperser include large-scale civil disturbance actions requiring dissemination of large quantities of the riot control agent, and conditions under which advantage cannot be taken of a follow wind from a ground location.

b. Positioning. When a helicopter is used, release of the riot control agent may be effected from either a hovering position over or towards the windward side of the target area or along a line over or towards the windward side of the target. When mounted on a vehicle and employed against open area targets, operation of the disperser should normally be effected from positions slightly in advance, or as a part of, the crowd control formation (fig 6-2).

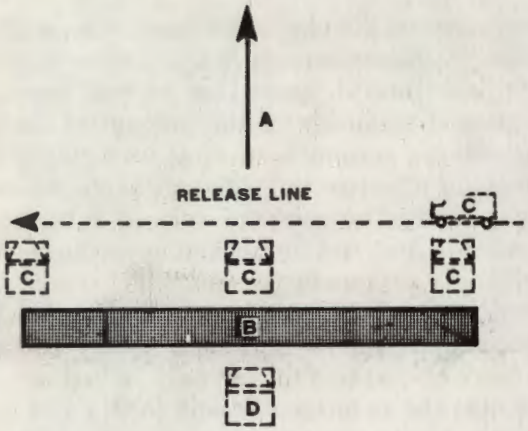

LEGEND:

A. WIND DIRECTION

B. PLATOON LINE

C. VEHICLE MOUNTED M5 DISPENSER SHOWING SEVERAL ALTERNATE FIRING POSITIONS

D. RESERVE POSITION

Figure 6-2. Release positions for M5 disperser operated from a vehicle.

c. Release Point or Line.

(1) *Helicopter-mounted.* Release of the riot control agent sufficiently in advance of the crowd control formation to permit dissipation of the agent concentration in the target area shortly prior to the arrival of the troop formation is desirable. The actual distance from and location of the release point or line with respect to the target are determined by the wind velocity and direction and by such physical obstacles as may place a restriction on the movements of the helicopter, the effects of the rotor wash on the dispersion of the agent, and the groundspeed of the helicopter. Initial release of the riot control agent from a hovering position directly over the target area should be effected in short bursts of 3 to 5 seconds duration. Close observation of the reactions of the mob will permit determination of the required number and length of additional bursts. When a hovering position to the windward side of the target is assumed, the same procedure should be followed except that release of the agent may be effected in bursts of slightly longer duration. Dissemination along a release line should begin in sufficient time to assure cloud coverage over the side of the target area being approached and should be discontinued shortly prior to reaching the far side of the target area to avoid excessive dissemination over areas other than the target area. The exact moment for beginning and for discontinuing the release of the agent will be governed by the rate of speed at which the helicopter is moving, and by the wind velocity and direction.

(2) *Vehicle-mounted.* Release of the agent may be effected from one or more stationary ground positions or along a line to the windward side of the target area. When released from a stationary point, the agent should be discharged in intermittent bursts while the gun muzzle is swung through an approximate 160° arc to the front. When disseminated along a line, continuous or semicontinuous release may be effected depending upon the riot control agent used, rate of movement, and wind factors.

d. Concentration. The large amount of the riot control agent contained in these dispersers and the rapidity with which it can be released necessitate particular alertness on the part of the operator and responsible commanders to assure that the target area is not covered with an intolerable concentration. This is particularly true under quiet wind conditions and when the target area is partially enclosed by buildings. Also, it should be remembered that 1 pound of CS is the equivalent of 5 bursting type CS grenades and, further, that 50 pounds of CS (equivalent of 250 bursting type CS grenades) can be disseminated in 2 minutes or less with these dispersers.

e. Release Rate. The M9 gun group is used with the M5 disperser when mounted on a vehicle. The M9 gun permits close control over the amounts of the agent released. The average release rate for talc, released in 5-second bursts and under an operating pressure of 45 psi with the M5 disperser, is about 1.2 pounds per second.

Caution: **Operation of agent dispersers from a helicopter while it is hovering or flying at speeds less than effective translational lift speed when in ground effect may result in contamination of the helicopter, its crew, and occupants due to circulation of the agent in the rotor wash. Therefore, at least the pilot or co-pilot must be masked.**

6-23. Operating Team

a. Composition. Each team should consist of a team commander (commissioned officer), operator (noncommissioned officer), and assistant operator. Inclusion of the vehicle driver or helicopter pilot as regular members of the team is desirable but not mandatory.

b. Duties.

(1) *Team commander.*

(*a*) Supervises operation, employment, and maintenance of the M5 disperser.

(*b*) Reconnoiters area to be covered by the disseminated agent and prepares plans for employment.

(*c*) Supervises movement of equipment to site of operation and assigns personnel to specific jobs.

(*d*) Responsible for selection of release point or line.

(*e*) Exercises direct control over amount of riot control agent released.

(*f*) Observes and evaluates disseminated agent to assure proper coverage and concentration without interference to the mission of the troops supported.

(*g*) Instructs or demonstrates operating techniques and procedures.

(*h*) Supervises and conducts team training.

(*i*) Supervises the preparation of records and reports related to the maintenance of the disperser's operation.

(2) *Operator and assistant operator.*

(*a*) Responsible for the operation and maintenance of the disperser.

(*b*) Operates and makes adjustments to the disperser to obtain optimum quality and quantity of riot control agent dissemination.

(*c*) Inspects and test-operates defective equipment or components to determine types and causes of malfunction, extent of repairs needed, and quality of repair work performed.

(*d*) Cleans and makes minor adjustments and replaces defective parts using common hand tools.

(*e*) Makes final adjustments to equipment to obtain optimum operation.

(*f*) Estimates requirements for maintenance supplies.

Section V. RIOT CONTROL AGENT DISPERSER, HAND-HELD, M32

6-24. Description

a. The M32 disperser is hand-held and is used against personnel targets. It is used by personnel who have the responsibility to control or subdue individuals or small groups or rioters or attackers.

b. The M32 consists of a container, valve assembly, safety clip, and trigger. The container is filled with a solution of CS pressurized with dry nitrogen gas. A label on the container includes nomenclature, identification, and decontamination instructions. A valve assembly contains the mechanism that releases the CS agent from the container.



Figure 6-3. Riot control agent disperser, hand-held, M32.

6-25. Functioning

CS agent solution is released by first sliding back the safety clip (step 1, fig 6-4) and then pressing down on the trigger with the thumb (step 2, fig 6-4). Trigger pressure opens the valve, which allows CS agent solution to discharge through the nozzle as a jet stream. When thumb pressure on the trigger is released, the valve closes and the jet stream if shut off.

6-26. Tabulated Data

M32 Disperser (all data are approximate)

Dimensions:	
Diameter	1-1/2 inches
Length	6-3/8 inches
Container:	
Filling	65 milliliters of a 1 gram CS in 99 milliliters of trioctylphosphate (TOF) solution
Type of filling	Irritant agent (CS)
Pressure (dry nitrogen)	140 psig at 75° F
Weight filled	103 grams
Maximum range (jet stream)	10 to 12 feet
Operating time:	
Continuous stream	14 to 20 seconds
Short bursts (1 second approx)	20 to 25 bursts

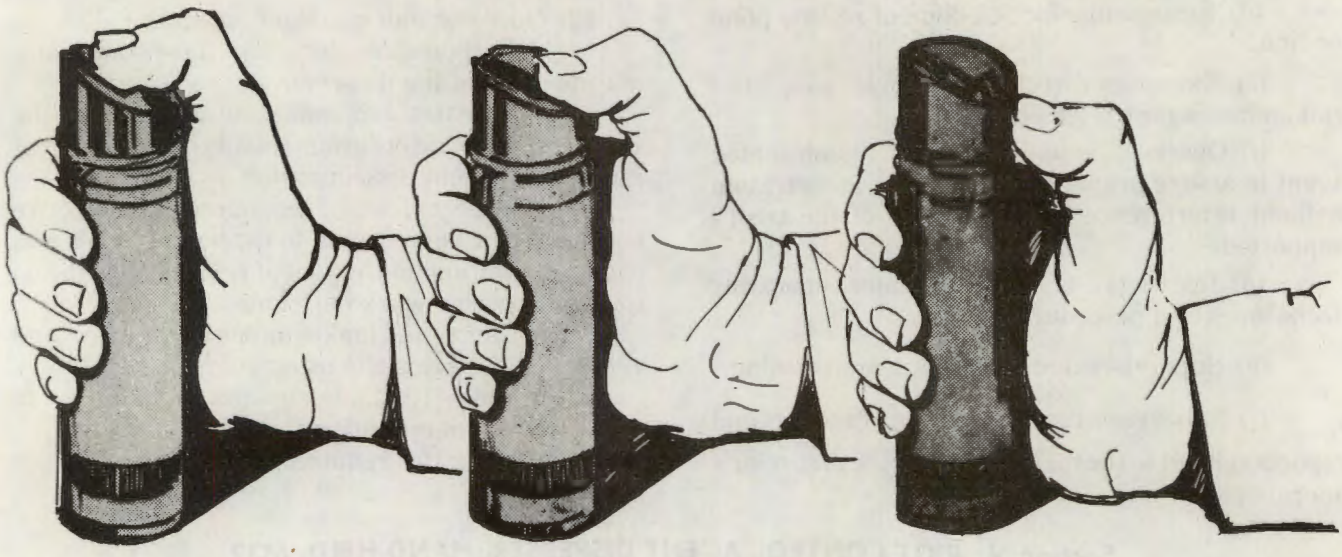

Figure 6-4. Operating instructions and controls.

Section VI. RIOT CONTROL GRENADE, M47

6-27. Characteristics of the M47

Grenade, Hand, CS, M47

Filling	CS mixture
Weight of effective filling	9.7 ounces
Weight of complete grenade	16 ounces
Fusing delay	0.7 to 2 seconds
Dissemination time	15 to 35 seconds
Persistency in open	Variable according to wind conditions
Area coverage	
Effective	100 to 150 sq meters (one grenade; wind speed 9 to 15 mph).
	35 meters (one grenade; wind speed 9 to 15 mph).

Section VII. RIOT CONTROL AGENT CHARACTERISTICS

6-28. Statistics

Riot control agent characteristics (See FM 3-2 for additional information.)

CS

	Burning type	*Powder type*
Composition	CS; potassium chlorate; thiourea; magnesium carbonate.	Micropulverized CS; silica aerogel.
Odor	Pungent; pepperlike	Pungent; pepperlike.
Persistency (in open)	Variable according to wind conditions	Variable according to wind conditions; greater with lack of wind or in wooded terrain.
Minimum effective protection	Protective mask; field clothing.	Protective mask; field clothing.

	CS	
	Burning type	*Powder type*
Physiological action	Extreme burning sensation of the eyes; copious flow of tears; coughing, difficult breathing, and chest tightness; involuntary closing of eyes; stinging action on moist skin areas; sinus and nasal drip; nausea and vomiting on exposure to extreme concentrations (via ingestion).	Extreme burning sensation of the eyes; copious flow of tears; coughing; difficult breathing, and chest tightness; involuntary closing of eyes; stinging action on moist skin areas; sinus and nasal drip; nausea and vomiting on exposure to extreme concentrations (via ingestion).
Time required for maximum effect	Immediate	Immediate
First aid	Remove to uncontaminated areas; face into wind; caution against rubbing eyes; keep affected persons well spaced; shower after several hours. Shower first with cool water for 3 to 5 minutes, then proceed with normal showering. For gross accidental contamination with CS particles, flush body with copious amounts of cool water, then use a 5% sodium bisulfite solution (except in and around eyes) and finally flush again with water. A 1% solution of sodium carbonate or sodium bicarbonate may be substituted for sodium bisulfite solution.	Remove to uncontaminated area; face into wind; caution against rubbing eyes; keep affected persons well spaced; shower after several hours. Shower first with cool water for 3 to 5 minutes, then proceed with normal showering. For gross accidental contamination with CS particles, flush body with copious amounts of cool water, then use a 5% sodium bisulfite solution (except in and around eyes) and finally flush again with water. A 1% solution of sodium carbonate or sodium bicarbonate may be substituted for sodium bisulfite solution.
Type of munitions	Grenades, hand and rifle,	Grenades, hand.
Mechanically dispersable	No	Yes

CHAPTER 7

PLANNING

Section I. GENERAL

7-1. Introduction

The *mission of military forces* during civil disturbances is *to assist civil authorities in the restoration of law and order and the protection of lives and property.* Successful accomplishment of the mission depends upon developing adequate civil disturbance control plans.

7-2. Planning Responsibility

a. The Division of Military Support (DOMS) plans for, coordinates and directs employment of military resources in civil disturbance control operation. DOMS maintains the Department of the Army Civil Disturbance Plan. This plan is used by Army commands and the Army National Guard as a guide for the development of their plans for support in civil disturbance operations. Unit planning for civil disturbance operations should include frequent reference to appropriate civil disturbance plans of higher headquarters.

b. Effective civil disturbance planning requires coordination with local civil authorities to provide a complete coverage of all matters pertaining to the operations and insure that areas requiring joint effort are properly considered. Local authorities and State National Guard troops can supply valuable information because of their knowledge of the area and the local population.

7-3. Planning Process

Planning is a continuing process involving personnel, intelligence, logistics, and operational considerations. It provides for the actions to be taken before, during, and after disturbances. A military unit preparing for disturbance control duty passes through two general phases: the planning and training phase, and the alert phase.

a. The Planning and Training Phase. This phase encompasses all preparations that are made prior to the unit being alerted. Included in this phase are preparations of unit alert plan and standing operating procedures reconnaissance of areas and routes, preparation of plans for probable areas of disturbances, preparation of equipment and riot control devices, training in civil disturbance control operations, and rehearsals of plans and operations.

b. The Alert Phase. This phase may be of short duration or may extend over a period of days. During this phase, the unit is fully prepared and ready to move. Vehicles are loaded with equipment and ready for movement. Troops are dressed in the prescribed uniform. Weapons, ammunition, riot control agent munitions, riot batons, and supplies are ready for issue. Troops must be briefed on the situation and the specific mission of the unit to the extent possible and permissible in conformance to instructions from higher headquarters. Briefings should also include rules governing the application of force as they apply to the specific situation. A psychological orientation on the local situation should specifically address the types of abuse which military personnel may expect to receive, and the proper response to these types of abuse. Talks by company commanders and platoon leaders must prepare the troops psychologically for the forthcoming missions. If the unit is not ordered to move immediately, the troops should be allowed as much rest as possible.

7-4. National Guard Units

a. National Guard units which may be subject to a call or order to federal active duty should be thoroughly familiar with the provisions of chapters 9 and 10, AR 135-300, and do much advance preparation of the administrative requirements as possible. Special attention must be given to the orientation of personnel with regard to their status as federal troops and concerning the mission for which they were mobilized.

b. When authorized by state law, it may be desirable that prior to commitment to civil disturbance operations, ARNG troops be sworn in as special police with the power of arrest while serving as state forces.

7-5. Checklists

As an aid to planning, checklists are appended (app D) for each of the staff elements and the platoon

leader. Use of these checklists and the guidance furnished in this chapter and other pertinent publications (especially FM 101-5) will assure the inclusion of all aspects essential to the plan. In addition to the staff element checklists, a list of Areas of Special Consideration (Checklist VIII, app D) is included for the guidance of commanders and staff elements. These areas are based on lessons learned in civil disturbance control operations and require special attention. The list should be expanded or modified as necessary, based on after-action reports and reports of lessons learned which may be available.

7-6. Alert Plan

Each organization which may be involved in civil disturbance control duty must prepare a detailed alert plan, based upon anticipated missions. It must be a logical development of the alert plan of the next higher unit. The plan must provide for an orderly process by which the unit will be brought to a state of operational readiness which will enable it to perform its assigned mission promptly and efficiently.

a. The alert plan should be based upon local conditions. It must be revised as a result of lessons learned and experience gained from rehearsals or as necessary to conform to changes in the alert plan of the next higher headquarters. It should include such items as:

(1) Verification procedures for the warning order.

(2) Personnel notification procedures and places of assembly.

(3) Required actions by each element of the organization.

(4) Procedures for issuing special equipment, supplies, and material. This includes procedures for issuing to each individual, when on active federal service, a copy of the "Special Orders" (GTA 21-2-7) prescribed for such operations.

(5) Modification of individual automatic weapons to prevent automatic firing.

(6) Vehicle preparation.

(7) Security restrictions.

(8) Administrative details.

(9) Tentative briefing requirements for unit personnel.

(10) Provisions for opening a unit journal, and establishing a journal file, immediately upon receipt of the warning order. These are prescribed by, and described in, AR 220-15. They will serve later as the basis for an after-action report.

(11) Coordination with civil authorities.

(12) Reconnaissance.

(13) Communications.

b. The alert plan must be thoroughly understood by every member of the unit. Each individual must know his duties, those of his next senior, and the unit's mission. He must be prepared to replace his next senior.

c. The alert plan should be classified in accordance with AR 380-5, if appropriate, or protectively marked in accordance with AR 340-16.

d. For guidance in the preparation of plans, see FM 101-5.

7-7. Standing Operating Procedures (SOP)

Procedures for civil disturbance control operations should be included in unit standing operating procedures. FM 101-5 provides guidance for the preparation of SOP. In addition to the information contained in this reference, procedures should be prescribed for apprehension and search, detention of persons, seizure of property, obtaining witnesses and statements, and similar actions.

Section II. ORGANIZATION

7-8. General

The development of an effective force, capable of successfully controlling civil disturbances, depends largely upon proper organization. Commanders must apply accepted principles of organization within each subordinate element and to the task force as a whole. They must also plan the selection and use of all personnel and supporting elements to include available civilian agencies.

7-9. Principles of Organization

a. Essentiality. Each part of the organization must be needed to accomplish the mission.

b. Balance. Each element of the organization must be designed to do its part of the job effectively, but without duplicating the mission of the other parts of the organization.

c. Coordination. The organization must provide for complete coordination of all plans and operations to prevent gaps and overlaps.

d. Flexibility. The organization must be designed to perform its mission without disruption as the operation alters in scope or the environment changes.

e. Efficiency. The organization must provide for the efficient use of men, money, material, and facilities.

7-10. Unit Integrity

a. An important aspect of civil disturbance control operations is the multiplicity of missions involved which creates the need for simultaneous commitment of forces in diversified operations. This is a factor that must be thoroughly planned and

constantly appraised in the development of an effective task organization. Commanders must develop small units capable of functioning as separate teams as well as part of the overall force. These small units must be responsive to the changing situation and capable of immediate reaction, based on the decisions of their leaders.

b. To utilize small unit capability to the best advantage, organizational development should be based on unit integrity. For example, in an infantry unit the squad should be considered the basic patrol unit. This gives a platoon (minus the weapons squad) the capability of three 10-man patrols and the company (minus the weapons platoon) a total of nine. If smaller units are necessary, the fire team concept should be used. Other types of units may need to organize in a similar fashion.

7-11. Organizational Development

a. In accordance with the principles of organization stated above, the commander must, in his planning, consider and make provision in his organizational structure for all military units and personnel (including National Guard and Reserve Units) necessary to the accomplishment of his mission.

(1) *Selection of personnel.*

(*a*) Standards must be established for the selection of personnel for civil disturbance control duty. Personnel selected must be able to retain their composure while operating under physical, mental, and emotional strain. They must respect all individuals regardless of race, color, creed, or sex and maintain an impartial, patient attitude. They must not reveal signs of fear. They must be able to issue orders in a manner rioters can easily understand and obey. They must be in good physical condition.

(*b*) Personnel plans must also consider sources of reinforcement. Provisions must be made for special categories of personnel such as doctors, nurses, ambulance attendants, and boat operators, where appropriate.

(2) *Military personnel and units.*

(*a*) Military police units are particularly well suited for employment in civil disturbance control operations. They may be used in general or in special assignments, such as:

1. Small task forces for independent missions.

2. Receiving detained persons.

3. Evacuating women, children, and others from the disturbance area.

4. Searching buildings.

5. Support and/or operation of an Army detention facility for civilians if required.

6. Establishing and operating checkpoints and roadblocks.

7. Patrolling and security of sensitive areas and critical facilities.

8. Riot control formations against massed mobs.

9. Antisniping and antilooting operations and the protection of firefighters.

10. Liaison and joint operations with civil police.

11. Other normal military police functions.

(*b*) Armored and infantry units are effective both physically and psychologically in suppressing disturbances. Armored vehicles may be used in special circumstances to provide protection for troops. Tank dozers are useful in removing obstacles and rubble from the street.

(*c*) Judge Advocate General's Corps personnel must be included. In addition to advising commanders and staffs on the administration of military justice within the command, the task force Judge Advocate provides advice on legal aspects of the command's mission and maintains liaison with local judicial agencies.

(*d*) Army aviation units provide the commander with a means for rapid movement of troop units, maneuver elements, reserve forces, equipment, and supplies. In addition, aviation units can perform numerous specialized tasks.

(*e*) Engineer personnel and units are required for technical advice, demolition, bridging, and building barricades or eliminating rubble and other obstacles. They can also assist in clearing debris, and in similar activities designed to restore an area to normal as soon as possible.

(*f*) Civil affairs (CA) personnel or units may be utilized to establish and maintain close liaison and coordination with responsible agencies of the local government.

(*g*) Inspector General personnel perform inspector General duties.

(*h*) Public information personnel must be included.

(*i*) Transportation Corps personnel and units are required for transporting troops, supplies, and equipment.

(*j*) Chemical Corps personnel are required for technical advice and planning in the employment of riot control agents and smoke.

(*k*) Signal Corps personnel are required to establish and maintain communications.

(*l*) Army medical personnel are required to operate aid stations and evacuate injured.

(*m*) Army intelligence and security personnel perform their normal functions.

(*n*) Ordnance Corps personnel are required to perform their normal functions and provide explosive ordnance disposal support.

(*o*) Chaplains Corps personnel are required

to perform their normal functions.

(*p*) United States Army Criminal Investigation Command (USACIDC) elements will provide criminal investigative support as required.

(*q*) Other services, agencies, and personnel should be considered for employment in special situations.

b. In addition to military units and personnel, the commander must consider civilian resources (local, state and federal) that have been or will be committed to civil disturbance control operations. This is a necessary consideration since local, state and federal civilian resources will differ in organization, authority and responsibility and since duplication of effort should be avoided when possible. It is also an important consideration from the standpoint of providing personnel for liaison and joint operations. Civilian resources include:

(1) City police forces and fire departments in the objective area.

(2) City police forces and fire departments from cities and towns near the objective area (mutual assistance forces).

(3) County police and sheriff's departments.

(4) State police and highway patrols.

(5) US Marshals and Deputies.

(6) Immigration and Naturalization Service — Border Patrol.

(7) Civil Defense organizations.

(8) Red Cross and similar organizations.

(9) Civil Air Patrol.

(10) Government or private police or security organizations responsible for installations or facilities which may be threatened.

(11) Campus security police.

(12) Nonmilitary government service organizations.

7-12. Organizational Evaluation

a. During civil disturbance operations, the active military task force commander will have command and control over the following personnel and organizations:

(1) National Guard units called to active duty and National Guard units and Reserve units of the services ordered to active duty following the declaration of a national emergency.

(2) Active military personnel and units assigned or attached. He will not have command or control over the personnel from the organizations described in paragraph 7-11*b*, but he must establish and maintain close liaison to assure that the efforts and activities of all military and civilian forces and agencies are fully coordinated.

b. In order to develop proper tasks for these organizations and personnel selected, commanders must evaluate their capabilities. The following factors should be considered:

(1) Strength (size of organization).

(2) Attitudes and sympathies.

(3) Capabilities (nature and extent of their contribution).

(4) Type, amount, condition, and availability of equipment.

(5) Previous training and degree of proficiency.

c. In the selection and use of these organizations and personnel it must be remembered that their legal authority will vary. For instance, the civilian agencies named above (except police) have no apprehension authority other than citizen's arrest and should not be relied upon to act as apprehension personnel. The civilian police forces maintain their normal police authority and should be used in their regular police role; they should be used as the primary apprehension force.

d. Since the detention and apprehension of civilians should be the primary responsibility of civilian police agencies, every effort should be made to secure the assistance of civilian police in these matters. Civilian police support should be requested and civilian police personnel should be integrated with those units, teams and patrols required to detain civilians or conduct searches.

Section III. PERSONNEL PLANNING

7-13. General

a. Personnel planning is the staff responsibility of the force G1/S1 and involves the development and delineation of specific guidance on personnel matters as they pertain to civil disturbance control operations. In addition to the personnel considerations discussed in Section II of this chapter, personnel planners must give careful consideration to each area for which they are responsible and insure that the procedures are adaptable to civil disturbance control operations. Special consideration must be given to the following areas:

(1) Strength accountability, personnel status and replacements.

(2) Procedures for entry on active duty by National Guard and Reserve units.

(3) Morale and welfare.

(4) Medical services.

(5) Discipline, law and order.

(6) Legal matters.

(7) Processing of nonmilitary evacuees.

(8) Detention of civilians.

(9) Necessary administrative actions.
(10) Casualty reporting.

b. Guidance in these areas can be found in the civil disturbance plan of the appropriate headquarters and SOP.

7-14. Morale and Welfare

a. Morale and welfare are areas of particular significance in planning for civil disturbance control operations because of the restrictions imposed on the troops. Because control forces must perform their duties under great physical and mental stress, the following services are extremely important:

(1) Rest and recreational facilities.
(*a*) Motion picture service.
(*b*) Special service activities.
(2) Assistance to dependents.
(3) Post exchange facilities.
(4) Financial services.
(5) Postal services.
(6) Leaves and passes.
(7) Religious services.
(8) Legal assistance.
(9) Decorations and awards.

b. These services and others as deemed appropriate or necessary will contribute to the maintenance of high morale among the civil disturbance control forces.

7-15. Medical Services

Plans must provide for the provision of emergency medical attention to military personnel and civilians. Medical support to civilians, however, should be provided by civilian medical facilities and should be provided by military facilities only when it is essential to prevent undue suffering or loss of life or limb. Plans should cover provisions for qualified personnel, ambulance service, medical facilities, medical supplies, medical evecuation, and casualty reporting. Plans should provide for the use of existing medical facilities, military and civilian, whenever practicable. Other factors for consideration include location, and sources of power and water, and sanitation facilities.

7-16. Discipline, Law and Order

a. Personnel planning must make provisions for the maintenance of discipline, law and order. Directives must be published which clearly set forth the standards of conduct and appearance expected of troops in the performance of their control mission. Their relationships with, and attitudes toward, civilians must be stressed.

b. The provost marshal performs a role in civil disturbance planning due to the requirement for the restoration of law and order. His knowledge of police methods is particularly valuable to the commander and staff in their preparation to maintain and/or restore law and order. Consideration should be given to the provost marshal as a member of the advance party to further coordinate and represent the commander with civil police agencies.

7-17. Administration

Personnel actions must be planned for and administrative procedures developed to meet requirements that result from the commitment of forces to civil disturbance control duty. This includes those actions required prior to commitment and those that reasonably can be expected to take place during the operation. Such items as care of dependents and personal property left at home station, handling of indebtedness, emergency leave, sickness and injury, should be considered and provided for in personnel plans. To insure that personnel matters are properly handled in the objective area, representatives of unit personnel sections must accompany the control force.

Section IV. INTELLIGENCE PLANNING

7-18. General

a. The sensitivity of accomplishing the intelligence task associated with civil disturbances, particularly the function of collection, requires that all personnel engaged in civil disturbance operations be familiar with and adhere to the definitive policies which have been established by the Department of the Army (AR 380-13). Military agencies will not be used for the collection, reporting, processing, or storing of civil disturbance information concerning nonaffiliated persons or organizations until specific approval is obtained from the Secretary of Under Secretary of the Army.

b. The Department of the Army at the national level relies upon the Department of Justice to furnish:

(1) Civil disturbance threat information required to support planning throughout the Army for military civil disturbance needs.

(2) Early warning of civil disturbance situations which may exceed the capabilities for control by local and state authorities.

c. Army intelligence resources are not used for the collection of civil disturbance information until the Secretary or Under Secretary of the Army has made a determination that there is a distinct threat of civil disturbance beyond the capability of local and state authorities to control and has specifically

approved the collection effort. Even after this determination has been made, the Army does not acquire, report, process, or store civil disturbance information on civilian individuals or organizations whose activities cannot, in a reasonably direct manner, be related to the distinct threat of a civil disturbance which may require the use of federal military forces. Intelligence activity will be only as specified in paragraph 7-19.

d. Civil disturbance plans and support material do not include a listing of organizations and personalities not affiliated with the Department of Defense. Exceptions to this policy are compilations of:

(1) Listings of local, state, and federal officials whose duties include direct responsibilities related to the control of civil disturbances.

(2) Data on vital public and commercial installation/facilities and private facilities believed to be targets for individuals or odganizations engaged in civil disorders.

e. The production of intelligence, when authorized, is accomplished under the supervision of the intelligence officer; however, the collection effort required is a coordinated and continuing one on the part of all concerned.

7-19. Collection

a. Military intelligence elements possessing counterintelligence resources will maintain the capability to collect civil disturbance threat information during a period in which there is a distinct threat of or actual civil disturbance requiring the use of federal military force.

b. On direction by the Department of the Army all military elements possessing a counterintelligence capability will:

(1) Establish and maintain liaison with appropriate local, state, and federal authorities.

(2) Through liaison with civil authorities, collect civil disturbance information concerning incidents, general situation, and estimate of civil authorities as to their continued capability to control the situation.

(3) Report collection results to Department of the Army in accordance with current plans.

(4) Keep appropriate commanders informed.

(5) Provide direct intelligence support to the Personal Liaison Officer, Chief of Staff, Army (PLOCSA), and the task force commander on their arrival in the affected area.

(6) Recommend methods of overt collection, other than liaison, if required, to Department of the Army for approval.

c. Military intelligence elements may employ all methods of collection other than liaison only on order of Department of the Army through PLOCSA and the task force commander when committed.

d. Covert agent operations are not used to obtain civil disturbance information on nonaffiliated individuals or organizations without specific advance approval of each operation by the Under Secretary of the Army through the Personal Liaison Officer, Chief of Staff, Army (PLOCSA) and the task force commander when committed

e. Basically, the following essential elements of information will be required for sound planning and operations once approval has been received.

(1) Objectives of elements which are a distinct threat to cause or are causing civil disturbances.

(2) Times and locations of disturbances.

(3) Causes of disturbances.

(4) Existence of individuals, groups or organizations which have distinctly threatened or are creating disturbances.

(5) Estimated number of persons who will be or are involved in civil disturbances.

(6) Assembly areas for crowds.

(7) Presence and location of known leaders and individuals who are a distinct threat to cause civil disturbances.

(8) Organization and activities planned by the leaders referred to in (7) above.

(9) Source, types, and location of arms, equipment, and supplies available to the leaders referred to in (7) above.

(10) Use of sewers, storm drains, and other underground systems by the elements referred to in (4) above.

(11) Identification of new techniques and equipment not previously used by elements referred to in (7) above.

(12) Attitude of general populace towards:

(*a*) Groups causing civil disturbances.

(*b*) Civil law enforcement authorities.

(*c*) Federal intervention to control the disturbance.

(13) Possible threat to public property including private utilities.

(14) Communications and control methods employed by elements referred to in (4) above.

7-20. Sources of Information

a. When approval to collect information by overt methods has been received, commanders should utilize the sources listed below. Close coordination with local authorities will prove most valuable and will provide a current appraisal of community tensions.

(1) Civil law enforcement agencies at federal, state, and local levels.

(2) Newspapers, magazines, radio, television, and other news media.

(3) Maps and photographs.

(4) Aerial reconnaissance.

(5) Ground reconnaissance and patrol observations.

(6) Unit personnel who reside in the area.

(7) Military units and/or personnel stationed in the area.

(8) Civil defense and related organizations.

(9) Individual members of the task force.

b. Agencies and sources of information available in each of the potential trouble spots will be identified and periodic reports will be obtained by liaison personnel to update the intelligence pertaining to the area pursuant to the limitations and provisions of paragraphs 7-18 and 7-19.

c. Maps of areas considered to be potential civil disturbance sites should be prestocked at unit level. The Defense Mapping Agency maintains and continously revises reproducibles and is prepared to accomplish printing and delivery of operational quantities of maps to both military and civilian organizations. Maps are standardized with respect to scale and overprint of intelligence information, and should be used by civil agencies as well as military units. Unit plans should also include use of aerial reconnaissance and aerial imagery missions to verify map accuracy and obtain updated information as required during operations.

7-21. Storage

a. Army elements must be prepared to store civil disturbance information during a period in which there is a distinct threat of or an actual civil disturbance requiring the use of federal military forces.

b. Civil disturbance information relating to persons or organizations is not stored except on order of the Department of the Army.

c. Spot reports generated by activation of civil disturbance information collection are destroyed within 60 days following the termination of the situation to which they refer.

d. After-action reports may, where required for clarity, contain names of individuals or organizations that were directly involved in the civil disturbance being reported. Inclusion of names of organizations and individuals is kept to the absolute minimum for the purpose of the report.

e. Upon termination of a civil disturbance situation, the nature and extent of all accumulated files other than spot reports and after-action reports are reported to Department of the Army with a recommendation for destruction or release to the Department of Justice.

f. Computerized date banks for storage of civil disturbance information are not instituted or retained without the approval of the Secretary of the Army.

7-22. Reporting

a. Army elements maintain the capability of reporting civil disturbance information.

b. Civil disturbance information reporting is activated only by Department of the Army.

Section V. LOGISTIC PLANNING

7-23. General

a. Civil disturbance control operations involve special considerations for logistic support. Logistic planning a S-4/G-4 responsibility, covers all phases of such operations from preparation and training through termination of the mission. Planners must include provisions for necessary supplies, services, and facilities through local procurement, if necessary. These may include provisions for food and beverages, laundry services, and sanitation facilities. Visits should be made to objective areas to determine logistics support sources and to coordinate provisions for logistics support.

b. The joint civil disturbance planning conducted by the civil authorities and the military should include the identification of all equipment and material assets, regardless of ownership, available within a disturbance area to supplement military resources.

7-24. Equipment and Material

a. Individual and organizational equipment prescribed in CTA and TOE for troops and units are usually not sufficient for civil disturbance control operations. Additional equipment for individuals and units may be required and must be considered in all logistical planning. For example, vehicle augmentation may be required for units deployed without TOE vehicles or for units whose missions dictate additional vehicular requirements. Further examples of additional equipment which may be needed are armored vehicles, mechanical riot control agent dispersers, floodlights, spotlights, searchlights (hand-held and vehicle mounted), night observation devices, polaroid and movie cameras, public address systems, heavy construction equipment, aircraft (especially helicopters), ambulances, first aid kits, firefighting equipment, grappling hooks, ladders, ropes, special weapons, riot batons, communication equipment, generators

and individual protective equipment such as face shields and protective masks. Consideration should also be given to prestocking of tentage (GP Medium), cots, and depending upon climatic conditions, tent stoves.

b. Plans should also provide for supply of barricade, roadblock materials, and equipment needed to construct, emplace, and remove barricades.

c. Unit commanders should employ field expedients when special protective or barrier equipment is not available. Trucks covered with woven wire and lines of civilian buses as barriers are examples of field expedients using available resources.

7-25. Unit Accompanying Supplies

Preparation of unit accompanying supplies and equipment is important for rapid reaction in emergency situations. Among the items which must be provided for are ammunition, food, water, gasoline, lubricants, spare parts, riot control agents, maps, and administrative supplies. Unit accompanying supplies should be developed with unit integrity in mind. A running inventory must be kept and complete inspections made as necessary. Based upon the characteristics of each item, a procedure for periodic exchange of certain items should be established. For example, bulk riot control agents, ammunition, food stuffs, and gasoline deteriorate in prolonged storage. Retention of unserviceable materials will have grave consequences in the event of an emergency. Further, ammunition should be segregated by type. In the event of a late notification of weapons restrictions, the nonessential ammunition then can be separated prior to shipment.

7-26. Transportation

a. Plans must provide for all types of transportation needed in civil disturbance control operations. In developing transportation requirements, consideration must be given to requirements of deployment, and must also include requirements for use within the disturbed area, e.g. evacuation of damaged or unserviceable vehicles and equipment. Commercial buses for mass transportation within the objective area, and the use of rental sedans should be considered. TOE vehicles should be augmented as necessary to provide sufficient flexibility and mobility for operational and support elements. In this regard, transportation units are to be considered in the task force development.

b. Each of the modes of transportation must be carefully developed in the logistic planning for disturbance control missions and plans prepared which can be expeditiously executed. Foot, rail, water, air, and motor movement all offer certain advantages and disadvantages. Some require more coordination and earlier preparation if selected. Rail movement normally involves the use of special trains; selection of entraining and detraining points; and calculation of departure and arrival schedules. Coordination with railroad officials therefore becomes an important planning step. When selecting air travel, advance planning must determine the characteristics of available aircraft to facilitate proper loading. In motor moves, provisions must be made for supplies of gasoline, repair parts, etc.

c. For forces that are to be airlifted into a disturbance area, priot planning should include methods by which sufficient ground transportation and communications equipment will be made available to the forces in the objective area.

d. Helicopters and fixed wing aircraft habitually should be included in the task force organization. Whenever possible, helicopters should be employed to provide command and control, surveillance, troop lift and smpply lift capabilities. The task force staff must address the selection of landing zones and the air traffic control measures applicable in the area of operations. Civil police familiar with the area should be employed as aerial observers.

7-27. Resupply

Definitive procedures must be established for resupply in the objective area. Consideration should be given to the establishment of logistical contact teams in the objective area. These contact teams should have direct communication with support units so that critical supplies can be obtained as soon as required with a minimum delay. Priorities for requisitions should be established to afford the maximum response to submitted requests for resupply.

7-28. Loading Plans

a. Personnel Loading Plan. To insure that the disturbance control force arrives in the objective area prepared for immediate employment, commanders must develop personnel loading plans around the principle of unit integrity. Loading plans must be rehearsed and should become standing operating procedures within the unit. Personnel loading plans must be developed for each of the modes of transportation mentioned above.

b. Equipment Loading Plan. Attention to unit integrity also must be given the equipment loading plan. Each element of the force must be accompanied by its required equipment and a small reserve of ammunition, riot control agents, and basic supplies.

Section VI. OPERATIONS PLANNING

7-29. General

a. Detailed planning for the procedures to be used in civil disturbance control operations is conducted at each level of command in order to implement the plans of the next higher echelon.

b. Plans are prepared for each probable major objective area. These plans are based on a physical reconnaissance whenever possible. Each plan indicates an assembly area with routes and alternate routes thereto, tentative locations of roadblocks and observation posts and temporary facilities for billeting and feeding. Maps, overlays, aerial photographs, and sketches should be obtained and necessary plans developed for disturbution and reserve stockpiling.

c. Operations plans provide for the primary tasks to be accomplished in controlling a civil disturbance including:

(1) A plan to isolate the affected area;

(2) A security plan for priority facilities that are vulnerable to dissident activity, that are critical to the well being of the community and that have a value to the dissidents;

(3) A patrol plan;

(4) Plans for crowd control; and

(5) Plans for the neutralization of special threats.

d. Provisions are made for delineation of command and control and for joint operations with civil authorities to include joint patrols, exchange of equipment, etc. Maximum use of existing civil police operational boundaries will prove beneficial for coordination and deploying troops for best area coverage.

7-30. Command Posts

Locations for command posts should be selected in advance and plans prepared for staffing and equipping them with a minimum of delay. Consideration should be given to both the main command post and to tactical command posts within the various subdivisions where rioting is most likely to occur. Security measures must be taken to insure command posts are not penetrated to overrun by riotous elements. Command posts should be collocated with civil authorities as indicated in paragraph 7-31.

7-31. Collocation of Command Posts

Collocation of military and civil police command elements from highest to lowest levels represents a solution to the problem of command and control because of the joint aspects involved and the requirement for continuing coordination. Consideration should be given to the use of police precinct stations for collocated command posts because of their strategic locations throughout the entire area. Close cooperation can also be obtained through the establishment of joint platoon-sized security posts which can be used as the base for joint patrols. Some of the specific advantages of collocation are:

a. Mutual coordination and liaison.
b. Maximized communications.
c. Centralization of information and intelligence.
d. Facilitates joint operations.
e. Provides unity of effort.

7-32. Emergency Operation Center (EOC)

a. Priot to commitment to an objective area, the commander should determine if community leaders have established an EOC for the overall command and supervision of control forces. When provisions have been made for the inclusion of military forces within the EOC, the commander may utilize the EOC for his command post. This does not negate the requirement for the collocation of subordinate command posts as indicated in paragraph 7-31.

b. When provisions for an EOC do not exist in the objective area, the commander, in establishing his own command post, makes provision for the inclusion of civil authorities so that a unity of effort can be achieved and maintained.

7-33. Decentralized Control

Civil disturbance operations require that small units and teams be committed independently of each other. Small unit leaders must be capable of taking immediate action to meet changing situations. For proper development of decentralized control, clearly defined responsibilities should be assigned to the lowest practicable level and adequate authority delegated to the responsible individual to permit him to do his job effectively.

7-34. Operational Consideration

a. Whenever practicable, the assigned unit boundaries coincide with the local police subdivisions to simplify coordination of activities in the area. Boundaries are usually located in streets or alleys with coordinating points at street intersections. When a street is designated as a boundary, responsibility for both sides of the street is given to one unit to insure proper coverage. Arrangements should be made to have civil police and troops operate together. In addition to the joint action by police and troops in the streets, arrangements should be made up exchange liaison officers at each headquarters from company through division on a 24-hour basis.

b. On arrival in the area of operations, the troops must have had fully explained to them the permissible degrees of force, restrictions in effect for the operation, and be provided a written copy of the prescribed special orders. These orders must be understood and complied with by all troops.

c. Commanders at all levels should insure that the troops establish the immediate impression that they are well-disciplined, well-trained, and fully ready to accomplish their mission. This initial impression must then be maintained throughout the operation. Appearance is extremely important and the troops should be in the prescribed uniform when outdoors. Rest areas should not be located near assigned posts in public view. The psychological impact on the civilian populace of being faced by an alert, well-disciplined military force effectively deters some potential rioters and looters. Troops assigned to stationary posts and motorized or foot patrols should be relieved from those duties frequently since alertness fades rapidly in this type of duty.

d. To insure that the troops remain alert and observe the orders and instructions in effect, it is imperative that commanders at all levels get on the ground with the troops to supervise their activities and to provide guidance in questionable cases. Having the commander on the ground with the troops is also an important morale factor and strengthens the soldier's sense of accomplishment.

7-35. Movement to Objective

Movement to objective areas must be considered in developing operation plans. The disturbance control force is extremely vulnerable during movement and could receive a substantial setback if rioters disrupt movement routes and debarkation points. En route security to include aerial observation must be provided at such places as overpasses, high buildings, and other vulnerable points. Further, the means of movement is critical to the success of the operation because of the time factor involved. Normally, troops will be committed to civil disturbance control missions on extremely short notice and must arrive promptly if the disturbance is to be contained with minimal damage to property and injury to persons. Since rioters can apply tactics which will delay the arrival of troops, the most direct routes are selected which are least vulnerable. Alternate routes must be planned for.

a. Motor.

(1) For movement by motor vehicles, the commander plans for the use of reconnaissance patrols and provides security for the column.

(2) Bivouac and detrucking areas in the vicinity of an affected area are selected and secured prior to the arrival of the column and alternate detrucking points provided.

b. Rail.

(1) When utilizing rail movement, the commander plans for the necessary security of the entraining point and for the exclusion of all unauthorized individuals.

(2) If it is suspected that an explosive has been placed along a track, several flatcars should be pushed ahead of the engine.

(3) Some of the first troops that arrive must be deployed to cover the detraining of later arrivals. Caution must be exercised when normal detraining points are located within the disturbed area. It may be necessary to detrain at other than normal detraining points.

c. Air. Air movement provides a rapid means of transporting units close to the scene of a disturbance or disaster. Army cargo helicopters are expecially suited for use in this task since suitable landing areas are usually available. When using aircraft, the main body must be preceded by a party of sufficient strength to prevent interference with the landing operations.

d. Water. Large numbers of troops with heavy equipment may be moved by water where the scene of a disturbance or disaster has debarkation facilities. In this environment, consideration should be given to the use of a vessel as a base for the operations. A vessel is ideal for this purpose since it is capable of providing billets, communications, and other facilities.

e. Foot. The use of this means of movement is limited by the distance troops can travel, possible fatigue prior to being committed, time lapse, and urgency of situation.

7-36. Assembly and Troop Quartering Areas

a. In planning for civil disturbance operations, consideration must be given to the proper selection of assembly and troop quartering areas. Troops should not assemble in areas where they are subject to direct harassment by rioters. Conversely, assembly areas must be close enough to the disturbance area, with adequate routes and alternative routes available, to insure rapid commitment of the troops if necessary. Quartering areas should be chosen after careful consideration of the type of weather likely to be encountered, the number of troops likely to be using the area, the length of time the troops will be using the area, the availability of sanitary facilities and recreation areas, other morale building factors, and last, but not least, the physical security measures necessary to protect the area.

b. Whenever possible maximum utilization should be made of federal, state, or public property in order to preclude excessive claims for property damages and dissatisfaction among the populace.

The use of public schools provides excellent billeting, communications, water, and sanitary facilities. However, if school is in session, the use of schools may act as an irritant to the public. National Guard armories and United States Army Reserve Centers are ideal if available.

7-37. Army Aircraft

Operations planning includes consideration of the use of Army aircraft (helicopters and fixed-wing aircraft) for command and control, communications, observation, reconnaissance, en route security, disseminating riot control agents, controlling the movement of units, evacuating casualties, movement of troops, resupply, dropping leaflets, airborne loudspeaker broadcasting, and other appropriate functions. Plans should include searchlight-equipped observation helicopters to be used in coordination with ground patrols to insure complete coverage day and night.

7-38. Information Support

The employment of federal military forces in a civil disturbance generates public information implications which must be taken into account in the preparation of contingency plans at all levels. Plans must include the clearance of all press releases with the Assistant Secretary of Defense (Public Affairs) (ASD (PA)), on site public affairs chief, or higher authority as appropriate and provisions for personnel and equipment resources to conduct information activities in the area of operation.

a. The public within the area of operation will be directly affected by the actions taken by military personnel, individually and collectively. Similarly, the public outside the area will have intense interest in events taking place within the area.

b. Press interest in most instances will be high, and unless furnished timely, accurate information the press will be forced to rely upon speculation and rumor. In order to facilitate press relations, plans should provide for —

(1) Procedures to furnish accredited media representatives with locally devised press passes that will facilitate their passage through police lines and military checkpoints.

(2) Standing operating procedures for coordinating press requests for coverage of operations in the disturbance area to include arrangements for furnishing military personnel to act as press escorts where appropriate.

(3) Establishment of a pressroom by the information officer for the force commander. This facility should be used for periodic press briefings and as a central point for furnishing the press with unclassified information in the form of fact sheets and other background date concerning the operation.

(4) Regular news conferences and periodic briefings should be held by senior civilian and military officials to furnish the press timely, accurate information and afford the opportunity to question senior commanders. Where practical, members of the press should be permitted to accompany senior officials on tours of the affected area.

(5) Making news releases in accordance with AR 360-5 concerning operations and instructions for public cooperation.

(6) Liaison and coordination between all information agencies at the scene of the disturbance in order to exchange accurate information and aid the news gathering effort in general.

c. The conduct of participating troops will receive special attention by the press and the public at large. It is essential that all participating troops be oriented and kept informed following their arrival in the area of operation. To keep troops informed, plans should include:

(1) Arrangements for the preparation and issuance of a daily fact sheet by the information officer of the force commander.

(2) Arrangements for furnishing participating units free copies of local and regional newspapers, if practical.

(3) Coordinating an effective hometown news program for personnel included in the operation.

d. Battalion and larger size units in the area of operation must be capable of:

(1) Responding to press queries when so directed, or furnishing the information officer of the next higher headquarters accurate information about the unit.

(2) Furnishing press escorts.

(3) Maintaining liaison with the next higher headquarters.

(4) Conducting command information activities.

(5) Providing appropriate photographic coverage of unit operations and activities for documentary purposes.

e. Except in extraordinary circumstances, the press will not be furnished communications or transportation, nor will a press camp be established in the area of operation. On the other hand, a pressroom should be established and the press allowed permissive use of tables, chairs, typewriters and other implements associated with a pressroom operation when this use imposes no operational constraints on the elements of the military forces involved.

7-39. Verbatim Documentation

Planning should provide for the making of tape recordings or stenographic records of proclamations and announcements, orders to the mob, and conversations with persons defying control authority. Often, a verbatim record is vital in the event civil or criminal action is subsequently instituted against a member of the military forces engaged in civil disturbance control duty. Still or motion pictures will enhance this type of documentation.

7-40. Preparation of Proclamation

Proclamations should be prepared in advance to cover as many situations as can be anticipated. Coordination will be required with all available news media to insure that proclamations, when issued, be given the widest possible publicity.

7-41. Preparation of Scripts for Announcement

Announcements prepared for each major action taken or to be taken that is of interest to the participating soldiers or the general public, regardless of origin, will be cleared, processed, and released through the information officer.

7-42. Communications

a. Disturbance control operations require adequate and versatile communications equipment for use not only at the scene of a disturbance, but between the scene and the operations headquarters. Every available means of communications should be considered for utilization: telephone; public address system, both hand-portable and vehicular-mounted; commercial radio and television; teletype machines; taxicab radio nets; and military and civil police radio, including hand-portable and vehicle- or aircraft-installed units.

b. In civil disturbance control operations, communications must not be dependent on civilian communications systems. These systems should be used to the extent available, but must be supported with an independent military system capable of providing services for handling all essential communications. It is desirable that this system be compatible with the systems of civil police, taxicabs, and any other agencies involved. If equipment is not compatible, provisions should be made for collocated stations, equipment exchange, and frequency allocation.

c. Radio security measures should be prescribed for use during disturbance operations. Authentication of messages should be provided for in CEOI. Radio operators working in close proximity to the target group should use headsets for receiving and should use a low voice for sending. These precautions will help prevent rioters from hearing the messages. Individuals must also be trained in the use of codes and emergency procedures for clearing the radio nets.

d. Public address systems provide an important means of communications. Public address systems have great value for issuing proclamations and psychological pronouncements or persuasions to persons taking part in disturbances. They may be used as a means of effectively drowning out vocal demonstrations, and they assist in preventing rapid or effective vocal communications between leaders and members of the riotous element. The commander may use a public address system in directing and controlling his troops. Leaders wearing protective masks may effectively employ hand megaphones with battery operated loudspeakers for conveying instructions to the troops.

e. In addition to the communications means already discussed, visual signals can be used to great advantage in disturbance control operations. The use of flares may be necessary to announce the beginning and ending of phases. Hand and arm signals and messengers may be used to round out the communication system.

f. Whatever systems are employed, personnel must be trained in their usage, and operating procedures must be included in special instructions. The telephone system, for instance, is normally simple; however, it could become confusing because of the varying procedures existing between different areas. Troops should receive training, therefore, on the telephone procedures used in the area of operation and be furnished a list of telephone numbers for emergency use.

7-43. Status Reports

As in any other military operation, the commander must have an accurate and current picture of the status of his forces. Civil disturbance operations planning should include the determination of a system by which military units periodically report their status to the task force commander. The system should be made part of the task force SOP.

CHAPTER 8

TRAINING

Section I. INTRODUCTION

8-1. General

a. The successful accomplishment of the mission in a civil disturbance control operation requires extensive preparation, of which individual, unit, and team training are vital parts. Such training is designed to give each individual an understanding of the entire subject area and enable him to function efficiently both individually and as a member of a unit. This training must be sufficiently intensive, realistic and continuing, to develop individuals to the point where they will carry out distasteful and dangerous assignments with disciplined response to orders and an objective attitude. Throughout this training, it is repeatedly stressed that personnel must not pass on rumors or discuss the operation with unauthorized personnel.

b. The training requirements outlined in Army Subject Schedule 19-6 represent the minimum subject areas to be considered for inclusion in any civil disturbance training program. Each commander must determine the need to train in related areas based upon the prior training and experience of his personnel and the degree of proficiency already attained by his unit.

8-2. Weapons and Special Equipment

a. It is important that every member of the control force be trained in using his assigned weapon and special equipment. Special items may include riot control agent dispersers, grenade launchers, shotguns, sniper rifles, cameras, portable public address systems, night illumination devices, firefighting apparatus, grappling hooks, ladders, ropes, bulldozers, army aircraft, armored personnel carriers, and roadblock and barricade materials. Prefabrication of special items of equipment such as wire barricades for roadblocks and improvised wire coverings for vehicles may be accomplished during the training phase. During civil disturbances training, the bayonet will be encased.

b. Personnel armed with the shotgun for civil disturbance control operations must be well trained in its use. Army Subject Schedule 19-12 provides uniform guidance for such training in all components of the Army.

c. When training with special items of equipment cannot be accomplished prior to a unit actually being committed to a civil disturbance, qualified personnel must be provided to the unit to operate the equipment or the equipment should not be used.

8-3. Exercises

a. To reinforce training and test its effectiveness, command post and field training exercises should be conducted. Army Subject Schedule 19-6 contains guidance for these exercises.

b. In the conduct of the field exercises, the emphasis is on realism. Efforts should be made to obtain permission for the use of built-up areas on military installations. If none are available, the use of mockups may be necessary. In conducting training exercises, caution must be exercised to preclude any adverse psychological effect on the local populace, especially during periods of tension.

c. The inclusion of local government officials in exercises as witnesses or an participants is desirable. Such an exercise should be based on a developed situation and follow a detailed scenario that will enable participating units and agencies an opportunity to test command and staff relationships, communications, coordination, logistics, and the joint development of intelligence.

d. Those military units which have conducted joint command post exercises with civilian law enforcement agencies have indicated that worthwhile training has resulted and that many mutual problem areas have been identified and solved prior to commitment in a civil disturbance role.

e. When the commander authorizes the use of the fixed bayonet as a force option, the bayonet will not be encased. However, for reasons of safety during training, the rifle may be used with bayonet fixed and encased in the scabbard. During training it must be emphasized that the only time the rifle is used in civil disturbances with fixed bayonets is when confronted by a violent crowd and when authorized by the commander.

8-4. Unit Training Objectives

a. Unit training is designed to develop individuals to function as a team. To be effective this

training must be thorough and must include all personnel of the unit. Any lack of training on the part of even one individual can have a negative effect on the efforts of others, since he will be unable to fulfill his responsibilities as a member of the team. For this reason, makeup training must be conducted as required, and provisions made for the training of replacements.

b. Unit training must cover all aspects of civil disturbance operations and should entail more than developing mechanical proficiency in riot control formations. Training should emphasize protection of firefighters and their equipment and inhabitants of the area and other people attempting to control the disturbance, and training should include techniques of operations in built-up areas, suburban and campus areas, as well as procedures for neutralizing special threats. Personnel participating in civil disturbance training should be equipped with face shields.

c. Rehearsals of alert plans, loading plans, and operations plans should be held as frequently as determined necessary to reach and maintain the required degree of proficiency.

d. Integrated and concurrent training specified in Army Subject Schedule 19-6 is considered appropriate and should be included in unit training. In addition, there may be training requirements not included in the subject schedule or elsewhere, developed as a result of local situations, lessons learned in training or operations, or peculiar to the unit. These requirements must be considered and included in unit training as necessary.

8-5. Special Team Training

Past civil disturbance control operations have indicated a need for training personnel to combat special threats such as arson, looting, sniping and sabotage. Commanders, in their organization planning and training, should consider the use of special teams to counteract these threats. Team leaders and members will need intensive specialized training in all areas of civil disturbance operations and especially in the procedures for counteracting and controlling the threats for which they are organized.

8-6. Commanders and Staff Training

Although portions of this field manual may be identified as most significant to commanders and staffs, they must be familiar with its entire content. Commanders and staffs, at all levels, must examine their own experience and degree of proficiency in these matters, to determine training required to reach the required operational readiness. A guide to command and staff training is contained in Army Subject Schedule 19-6.

8-7. Other Training Requirements

In addition to the subject matter contained in this manual, the cited Army subject schedules, and other referenced publications, personnel responsible for training must keep abreast of current developments. Reports in the public news media, after-action reports, and a number of other sources are valuable in this regard. Lessons learned from such reports and sources should be used to enhance training and to keep it current.

Section II. LEADERSHIP AND DISCIPLINE

8-8. General

Civil disturbance control operations make unusual demands upon members of the control force. The complex nature of a civil disturbance requires a combination of determined execution of duty and individual restraint. Training which emphasizes leadership, courtesy and discipline is essential to mission accomplishment.

8-9. Leadership

The conduct of civil disturbance control operations places unusual demands upon leadership skills. Soldiers and small unit leaders should be aware of these unusual demands and be prepared to cope with them. Training for civil disturbance control operations must include a careful review of military leadership and should state the importance of the following traits.

a. Bearing. Creating a favorable impression on the civilian community through proper posture, dress, and personal conduct.

b. Courage. The need for each individual soldier to control fear and emotion through self-discipline in order to present the impression of strength and ability to take necessary action in the face of popular disfavor and accept responsibility for his actions.

c. Decisiveness. The need for each individual soldier and small unit leader to make prompt decisions when confronted with situations not covered by special orders.

d. Initiative. The need for each individual to recognize tasks that need to be done and do them without having to be told.

e. Judgment. The ability to weigh facts and possible solutions on which to base sound decisions in various situations that may develop.

f. Knowledge. The need for each individual to know his job and build confidence in himself as well as in others.

g. Tact. The ability to deal with others without creating offense to the feelings of others.

h. Endurance. The ability to withstand fatigue, stress, and hardship through mental and physical stamina.

8-10. Span of Control

Since effective employment of the unit is a goal of leadership, a good leader must thoroughly understand span of control — the number of persons or groups one leader can effectively control — and what affects it.

a. Span of Attention. One factor affecting span of control is span of attention: the ability of an individual to divide his attention between two or more tasks. Ability to divide attention decreases as mental or physical exhaustion approaches. A second factor affecting span of control stems from the attitude of the individual. If he has predetermined views, his ability to reason logically is impaired. Lastly, interaction of human relationships also affects span of control. For instance, if a leader has two subordinates he has two human relationships — one with each of them. The greater the span of control, the more complex become the effects of these interacting relationships and the more difficult they become to control.

b. Influencing Factors. Factors which influence the upper limits of a leader's span of control are the —

(1) Experience and training of the leader.

(2) Experience and training of subordinates.

(3) Amount of clearly understood communication between a leader and his subordinates.

(4) Degree of similarity among subordinates' jobs.

(5) Time available for the organization to translate the leader's decisions into actions.

(6) Distance by which the leader and his subordinates are separated.

(7) Leader's personality and the personality of each of his subordinates.

(8) Mental and physical condition of the leader and his subordinates.

(9) Complexity of the organization.

8-11. Military Discipline and Courtesy

The unit commander must insure that all personnel refrain from acts which may be damaging to the high standards of personal conduct and discipline in the Army. Most United States citizens have respect for the law and want to support constituted authority. The misconduct of a single individual can reflect upon the entire military force. Leaders must insure that all personnel are clean, well-groomed, neat in appearance, and conduct themselves in accordance with the highest standards of military courtesy and discipline. The importance of strict adherence to prescribed standards of conduct and fair treatment of civilians must be continually stressed. Soldierly appearance and military discipline are factors that are psychologically impressive to the populace and facilitate the accomplishment of the assigned mission. Development of the leadership traits and adherence to the principles discussed above provide a sound foundation for the achievement of acceptable levels of military courtesy and discipline.

8-12. Training in Special Orders

a. During required riot training all designated components of the US Army, Navy, Air Force, and Marine Corps will be given familiarization training in the following special orders:

(1) Be sure that everything you do reflects credit upon your country, the military service, your unit, and yourself.

(2) Have regard for the human rights of all persons. Be as courteous toward civilians as possible under the circumstances. Do not mistreat anyone or withhold medical attention from anyone needing it. Do not damage property unnecessarily.

(3) Use only the minimum amount of force required to accomplish your mission and, if necessary, to defend yourself. When under the control of an officer, you will load or fire your weapon only on his orders. When not under the control of an officer, you will load or fire your weapon only when required to protect your own life or the lives of others, to protect specified property designated as vital to public health or safety, or to prevent the escape of persons endangering life or vital facilities; you are not authorized to use firearms to prevent offenses which are not likely to cause death or serious bodily harm, nor endanger public health or safety.

(4) When possible, let civilian police arrest lawbreakers. But when assistance is necessary or in the absence of the civil police, you have the duty and the authority to take lawbreakers into custody. Take such persons to the police or designated military authorities as soon as possible. Cooperate fully with the police by safeguarding evidence and completing records as instructed.

(5) Allow properly identified news reporters freedom of movement, as long as they do not interfere with the mission of your unit.

(6) Do not talk about this operation or pass on information or rumors about it to unauthorized persons; refer all civilians who ask for information about what you are doing to your commanding officer.

(7) Become familiar with these special orders, and carry a card listing the orders on your person at all times when engaged in civil disturbance operations.

b. The intent of these special orders is to strike a balance in the use of force so as to avoid indiscriminate firing in civil disturbance situations while still protecting the soldier's inherent right of self-defense.

c. All personnel will possess a copy of the special orders while engaged in civil disturbance operations. They are available through publications distribution channels as GTA 21-2-7. Copies are stockpiled at appropriate locations to facilitate expeditious distribution.

Section III. MENTAL PREPARATION OF TROOPS

8-13. General

A special need exists to prepare individuals for the mental and physical stress of civil disturbance control operations. Training in this subject area should be oriented both toward understanding crowd and mob behavior (chap 3) and toward preparing troops to control their own actions and emotions. Typical causes of civil disorders should be studied to give the troops a better understanding of why they may be called upon to control civil disorders. Group behavior should be sufficiently discussed to show individuals what to expect. Further, troops must be made aware of the influence of psychological factors upon their own behavior.

8-14. Individual Response to Stress

a. Troops engaged in civil disturbance operations will be subjected to the noise and confusion created by large numbers of people facing them. Individual soldiers may be shouted at, insulted or called abusive names. They must learn to ignore these taunts and not allow personal feelings to interfere with the execution of their mission. In addition, troops can expect objects to be thrown at them, but must learn to avoid thrown objects by evasive movements; they must never throw the objects back. Troops must subdue their emotions and carry out their orders determinedly and aggressively whether information, patrolling, or posted as guards. They must be emotionally prepared for unusual actions, such as members of the crowd screaming and rushing toward them, tearing off their own clothes, or deliberately injuring or maiming themselves. Troops should understand that the well-disciplined execution of orders is the most effective force applied against rioters. They must be indoctrinated in all aspects of self-control so they may be mentally prepared for participation in civil disturbance operations.

b. An effective way to familiarize a soldier with the stress of confronting a mob is to conduct an exercise employing part of the unit as violent demonstrators, with the remainder acting as the control force. Have the mob harass those acting as the control force in a manner as realistic as possible consistent with safety.

8-15. Psychological Influences.

a. Just as the crowd may be swept into violence by the psychological influences of anonymity, impersonality, suggestion and imitation, emotional contagion and release from repressed emotions, the reaction of the control forces may be inappropriate because of the effect of such factors on them. Both the leaders and the control force members must be aware of these factors so that they can cope with them in the civil disturbance environment.

b. The cumulative effect of these psychological factors may be an excessive response by control force personnel who are often thrust into situations with little time to brief them about the situation. They may be confronted by individuals who express personal hostility in a manner which they are not prepared to handle unless they have been properly conditioned. It is extremely important that the control force personnel be fully oriented, "conditioned," and "sensitized" so that they can better cope with these problems in a civil disorder environment. The fatigue factor must also be taken into consideration in determining the ability of the control force personnel to deal with provocation and temptation, abusive language, taunts, invitations to seduction, offers of food and drink, physical missiles, and leaflets. Studies of recent disorders reveal that the control forces tend to suffer strain, anxiety, and fatigue when they are kept on duty for extended periods of time. Rumors of violent acts committed against fellow members of the force also increase tension. After a while, they may begin to believe that they are in a war, and that all dissidents are their enemies. Sniping incidents tend to confirm their suspicions and provide justification for revenge (excessive use of force, retaliation with massive firepower). In situations where the control forces become extremely emotionally involved, the commanding officers may lose control over the actions of their men. The control forces must be made fully aware of the reasons for which they have been committed — public safety reasons independent of the motives of dissidents and demonstrators. If they are not fully aware and prepared for the situation, they may act improperly or fail to act on command. Official reports stress the importance of training to develop self-discipline and teamwork.

CHAPTER 9

TYPES OF DISTURBANCES

Section I. GENERAL

9-1. Variations of Disturbances

a. As discussed in chapter 4, disturbances may manifest themselves in a variety of ways. Additionally, the location and types of participants vary and are significant factors in the type of disturbance that may occur. These variations are important because the commander should develop his response based on the existing situation.

b. Because there are several general categories of disturbances, a commander may have a general contingency plan designed for each type of disturbance. The contingency plan should not be so rigid as to preclude modification as the situation dictates.

9-2. Unvarying Principles

Regardless of which of the various techniques and tactics may be selected as a response, the principles of minimum force and maintenance of communication between the control force and the dissident elements are overriding considerations and remain constant.

Section II. CAMPUS DISORDERS

9-3. Student Disturbances

a. General. Disturbances on school campuses differ significantly from the urban type of disorder and the doctrine and methods of handling such disorders also correspondingly differ. Campus disorders often deteriorate due to a breakdown in communications between authorities and student leaders who might provide responsible leadership if given the opportunity. Campus areas and student bodies are subject to infiltration by outsiders; therefore, this lack of communication enables more militant elements to seize control of the situation and force the authorities into a position of having to escalate the level of force necessary to control the disturbance. Such actions by militant elements are usually aimed at the occupation or seizure of buildings with the objective being to immobilize the normal functioning of the institution. As the protest intensifies, files and records may be burned, classes disrupted, and school and private property destroyed. Theyarea of the disorder, a school or college campus, is vastly different from an urban area in that it is more open and lacks much of the natural and man-made obstacles and structures that tend to canalize protestors, rioters, and control forces.

b. Planning and Doctrine. Operations plans for dealing with large-scale student disorders in the relatively open campus areas should provide first for the containment of the disorder to prevent its spread to surrounding residential areas. Secondly, efforts should be initiated to reestablish communications with dissident leaders in order to reduce the intensity of the disturbance. As this is being accomplished, immediate steps to reduce the student population on campus should be taken. Such steps may include the official cancelling of classes, implementation of a curfew and allowing students to voluntarily leave the campus. Plans should provide for the employment of large forces in such a manner as to prevent small groups of control force personnel from being isolated. Although sufficient numbers of personnel should be available for employment, the commander may select to retain personnel out of sight of the crowd while discussions are being held. This containment activity may extend over several days.

c. Operations. The initial attempt to quell a disorder should be the immediate containment of the affected area by a large control force with a larger reserve force, preferably out of sight of the participating students. The next step should be the establishment of communications with the dissident leadership either by the control force commander, school autnority or a third party that the students consider to be a neutral party. Once the area is contained, every opportunity should be afforded nonparticipating students to leave. Efforts to disperse the crowd through direct action, i.e., formations, should be discouraged at this point in time. Containment of the disturbance and communications with the leaders over a long period of

time may be more successful in reducing the intensity than a more direct approach. If possible, militant leaders should be isolated and removed from the area of the crowd. This should not be done if such action would escalate the action of the crowd. If the intensity of the confrontation warrants more direct action, crowd control techniques should be undertaken only if a sufficiently large control force is available. Such techniques may include selective dispersal and clearing of buildings. Riot control agents are effective in clearing buildings, but may have limited effect in large open areas, unless used in sufficient quantity and properly employed. Students in large open areas should be contained in the area rather than aimlessly dispersed. Escape routes to dispersal areas should be left open to assist in the movement of the crowd. These routes and areas must be carefully selected so that the students are dispersed in the areas of their domiciles and not into the surrounding residential neighborhoods.

9-4. Military Forces

In the event a campus disorder is of such magnitude and intensity as to require the use of military forces. the following principles regarding their employment should be observed:

a. Troops must be employed in sufficient numbers to contain the disturbance and to prevent its spread to adjacent residential areas.

b. Troops should be initially employed with batons in most crowd situations. Personnel deployed on perimeter patrols and roadblocks may be armed with rifles.

c. The commander should rely on school authorities or responsible student body leaders to maintain communications with the dissident elements.

d. Militant leaders who are intent on escalating the situation should be isolated from the crowd and apprehended; arrests should be made by civil police officers whenever possible.

e. Spectators must be separated from the demonstrators.

f. Forces must be employed in sufficient number and manner to prevent rioting students from isolating small groups of control forces or endangering the lives of the control forces. The principle of minimum use of force must not be confused with that of maximum commitment of manpower.

g. Realistic missions must be established for military units.

h. A fully-armed, readily-available, reserve force must be maintained.

i. After the military forces have separated the spectators from the demonstrators and demonstrators are contained, the civil police should be the primary control force used to confront and apprehend the more violent demonstrators.

j. Military forces should be committed only in conjunction with civil police, and consideration should be given to employing the military force initially in only a security role.

Section III. LABOR DISORDERS

9-5. General

Most unrest and violence resulting from labor disputes has traditionally centered on picket line activity. This activity has largely remained a police matter, but during times of excessive violence involving large numbers of workers, military forces have become involved in assisting in the restoration of law and order. Labor violence is normally centered in the more highly industrialized areas and in urban locales. The most common forms of labor violence are scuffles at picket lines between striking and nonstriking workers. Such violence may involve threats and intimidations as well as such physical forms as use of clubs, knives, or firearms. Recent disorders have centered around incidents between organized labor and independent, nonorganized, or self-employed persons. This is particularly true among truck operators. Unlike past instances that might be confined to a large metropolitan area or one particular state, much of the present day labor protest has the potential of being regional and even national in scope. With the increased instances of shortages of major resources, subsequent rise in unemployment and continued inflation, the probability of labor disputes is increasing.

9-6. Transportation Disputes

In labor disputes involving the transportation industries, the violance may be more widespread and incidents may occur singularly or simultaneously in widely-separated cities and states. Military forces committed to civil disturbance operations during transportation labor disorders should consider the use of the following tactics:

a. Escort commercial vehicles in the disturbance area.

b. Secure road overpasses and tunnels.

c. Establish mobile patrols in troubled areas.

d. Reinforce local police in protecting truck terminals.

e. Maintain aircraft surveillance over highways and troubled areas.

9-7. Public Transportation

Military guard teams on civilian buses should be used only as a last resort to protect public transportation systems. Teams should always consist of sufficient personnel to insure immediate security and they must be briefed on their authority and functions. Armament should include batons and selected personnel with shotguns using No. 7 or No. 9 shot.

9-8. Sabotage

The threat of industrial sabotage is usually present during labor disputes and, depending upon the amount and intensity of violence, commanders may be required to commit large portions of their forces to physical security missions. Guidance applicable to physical security tasks and missions is contained in FM 19-30, Physical Security.

Section IV. URBAN DEMONSTRATIONS AND DISTURBANCES

9-9. General

Civil disturbances, protests and demonstrations in urban areas, depending upon their size, character, and intensity, pose special problems for control forces. Two common types of urban disorders are racial conflicts and politically-inspired mass demonstrations. Each of these disorders normally occurs in urban locales and presents unique problems as far as the threats they pose and the tactics required to counter these threats.

9-10. Racial Disorders

Racial disturbances may involve large urban areas as well as large segments of the city population. They have often resulted in widespread looting and arson, and attacks on public safety forces. Such attacks are perpetrated by a few militants while most of the participants are bent on material gain in the chaos of the moment. Tactics that have been the most successful in countering the violent forms of racial disorders are:

a. Containment. The affected area should be cordoned to limit the spread of the disorder and to prevent aid and assistance to the rioters from outside sources.

b. Curfew. A curfew should be imposed and enforced as soon as possible.

c. Saturation Patrols. The use of joint civilian police and military patrols is recommended. The size and armament of the patrols will depend upon the intensity of the violence and their mission. All patrols must have a means of communicating with their Joint Civil/Military Headquarters.

d. Rumor Control. The immediate use of the media to provide accurate, up-to-date information and guidance to the public will minimize the effects of rumors. The use of a rumor control group within the Emergency Operation Center, manned by persons who can communicate with the poeple involved in the disturbance, may be a major factor in reducing the intensity of the situation.

e. Communications. The establishment of communications with those involved, particularly leaders who may serve to moderate the activities of the dissidents, is critical. While this type of disturbance may appear to be leaderless, there are often known persons who could gain control over those involved if given the opportunity.

f. Reserves. The establishment of a responsive mobile reserve force capable of neutralizing special threats.

9-11. Mass Demonstrations

Politically-inspired mass demonstrations involving tens of thousands of participants also present unusual problems for control forces, whether the demonstrations take place in a city, on a campus, or in the open countryside. These mass demonstrations are normally peaceful and the possibility of collective violence is remote; however, they may lead to widespread civil disobedience and some peripheral violence. Again, this type of mass protest requires unique countermeasures such as:

a. Establishing procedures for the processing, transporting and detention of large numbers of violators apprehended by police forces.

b. Protecting sensitive areas and buildings.

c. Establishing and maintaining a large mobile reserve force.

d. Establishing and maintaining lines of communications with demonstration leaders.

Section V. PROTECTION OF FEDERAL PROPERTY

9-12. General

In accordance with the provisions discussed in paragraph 2-5, commanders are authorized to take actions necessary to protect their installations from actual and threatened disturbances. Commanders are authorized to take the actions reasonably necessary to maintain law and order and to protect their installations. In that there is a high probability of politically-inspired mass protests being directed against federal properties, commanders and custodians should have plans prepared to protect their installations and to minimize the impact of any protest on their functions.

9-13. Plans

Plans and procedures to protect federal installations and functions should be prepared with consideration given to accomplishing the following tasks:

a. Denial of access to federal installations and facilities.

b. Ejection of demonstrators from federal properties.

c. Search of vehicles and packages upon entering or departing the facility.

d. Arrangement for US Marshals or state or local police to apprehend and detain violators. The Staff Judge Advocate should be consulted concerning the nature of federal and state jurisdiction over the property involved.

APPENDIX A

REFERENCES

A-1. Army Regulations (AR).

1-4	Employment of Department of the Army Resources in Support of the United States Secret Service.
10-23	United States Army Criminal Investigation Command.
28-1	Army Recreation Services.
30-1	The Army Food Service Program.
30-4	Supply and Subsistence to the Army National Guard.
30-7	Operational Rations and Authorized and Net Feeding Strengths.
30-46	Subsistence Report and Field Ration Requests.
31-200	Army Commissary Operating Procedures
40-3	Medical, Dental, and Veterinary Care.
65-1	Army Postal Operating Instructions.
65-75	Unit Mail Service.
75-15	Responsibilities and Procedures for Explosive Ordnance Disposal.
95-1	Army Aviation, General Provisions and Flight Regulations.
135-300	Mobilization of Army National Guard of the United States and Army Reserve Units.
190-2	Installation Confinement Facilities.
190-28	Use of Force by Personnel Engaged in Law Enforcement and Security Duties.
195-1	Army Criminal Investigation Program.
195-2	Criminal Investigation Activities.
220-15	Journals and Journal Files.
220-55	Field and Command Post Exercises.
220-58	Organization and Training for Chemical, Biological and Radiological (CBR) Operations.
310-25	Dictionary of the United States Army Terms (Short Title: AD).
310-50	Authorized Abbreviations and Brevity Codes.
360-5	Army Information — General Policies.
360-61	Community Relations.
360-81	Command Information Program Objectives and Policies, Publications, and Armed Forces Radio and Television.
360-83	Home Town News Release Program.
380-5	Safeguarding Defense Information.
380-13	Acquisition and Storage of Information Concerning Non-Affiliated Persons and Organizations.
385-63	Regulations for Firing Ammunition for Training, Target Practice, and Combat.
500-50	Civil Disturbances.
500-60	Disaster Relief.
500-70	Civil Defense.
525-10	Department of the Army Command and Control Reporting System (DAX REP).
600-10	The Army Casualty System.
600-20	Army Command Policy and Procedure.

600–40	Apprehension, Restraint, and Release to Civil Authorities.
672–5–1	Awards

A–2. Field Manuals (FM)

3–2	Tactical Employment of Riot Control Agent CS.
3–8	Chemical Reference Handbook.
3–50	Chemical Smoke Generator Units and Smoke Operations.
8–9	NATO Handbook on the Medical Aspects of NBC Defensive Operations.
19–1	Military Police Support, Army Divisions and Separate Brigades.
19–4	Military Police Support, Theater of Operations.
19–5	The Military Police Handbook.
19–10	Military Police Operations and Administration.
19–20	Military Police Criminal Investigations.
19–25	Military Police Traffic Control.
19–30	Physical Security.
19–40	Enemy Prisoners of War and Civilian Internees.
19–60	Confinement of Military Prisoners.
21–5	Military Training Management.
21–6	Techniques of Military Instruction.
21–11	First Aid for Soldiers.
21–30	Military Symbols.
21–40	Chemical, Biological, Radiological, and Nuclear Defense.
21–41	Soldier's Handbook for Defense Against Chemical and Biological Operations and Nuclear Warfare.
21–48	Chemical, Biological, and Radiological (CBR) and Nuclear Defense Training Exercises.
21–60	Visual Signals.
21–150	Combatives.
22–5	Drill and Ceremonies.
22–6	Guard Duty.
22–100	Military Leadership.
23–5	U.S. Rifle, Caliber .30, M1.
23–8	U.S. Rifle, 7.62–mm M14 and M14A1.
23–9	Rifle 5.66–mm M16A1.
23–30	Grenades and Pyrotechnical Signals.
23–31	40mm Grenade Launchers M203 & M79
24–16	Signal Orders, Records and Reports.
24–18	Field Radio Techniques.
27–10	The Law of Land Warfare.
30–5	Combat Intelligence.
31–16	Counterguerrilla Operations.
31–50	Combat in Fortified and Built–up Areas.
31–100 (Test)	Surveillance, Target Acquisition, and Night Observation Operations (STANO).
41–5	Joint Manual for Civil Affairs.
41–10	Civil Affairs Operations.
100–5	Operations of Army Forces in the Field.
100–10	Combat Service Support.
100–20	Internal Defense and Development US Army Doctrine.
101–5	Staff Officers' Field Manual: Staff Organization and Procedure.
101–10–1	Staff Officers' Field Manual: Organizational, Technical, and Logistical Data — Unclassified Data.
101–10–2	Staff Officers' Field Manual: Organizational, Technical, and Logistical Data — Extracts of Nondivisional Tables of Organization and Equipment.

A-3. Technical Manuals (TM)

3-215	Military Chemistry and Chemical Agents.
3-220	Chemical, Biological, and Radiological (CBR) Decontamination.
3-240	Field Behavior of Chemical, Biological, and Radiological Agents.
3-250	Storage, Shipment, Handling and Disposal of Chemical Agents and Hazardous Chemicals.
3-1040-214-12	Operator and Organizational Maintenance Manual; Disperser, Riot Control Agent, Portable, M3.
3-1040-214-24P	Organizational, DS and GS Maintenance Repair Parts and Special Tools List (Including Depot Maintenance Repair Parts and Special Tools): Dispenser, Riot Control Agent, Portable M3.
3-1040-214-34	Direct Support and General Support Maintenance Manual Disperser, Riot Control Agent, Portable M3.
3-1040-219-12	Organizational Maintenance Manual: Service Unit, Flame Thrower, Truck Mounted, M4A2.
3-1040-220-12	Operator and Organizational Maintenance: Disperser, Riot Control Agent, Helicopter or Vehicle Mounted, M5.
3-1040-220-20P	Organizational Maintenance Repair Parts and Special Tool Lists: Disperser, Riot Control Agent, Helicopter or Vehicle Mounted, M5.
3-1040-220-35	Field and Depot Maintenance Manual: Disperser, Riot Control Agent, Helicopter or Vehicle Mounted, M5.
3-1040-220-34P	Direct Support and General Support Maintenance Repair Parts and Special tool Lists Disperser Riot Control Agent Helicopter- or Vehicle-Mounted M5.
3-1040-221-12	Operator and Organizational Maintenance Manual: Service Kit, Portable Flame Thrower - Riot Control Agent Disperser, M27.
3-1040-254-13	Operator, Organizational and DS Maintenance Manual: Disperser, Riot Control Agent, Portable: 450 cfm, M106.
3-4240-258-14	Operator's Organizational DS, and GS Maintenance Manual, Mask CB: Field M17A1 and Accessories.
3-4240-269-12	Operation and Organizational Maintenance Manual (Including Repair Parts and Special Tool List): Mask Riot Agent, XM28E4.
8-285	Treatment of Chemical Agent Casualties.
9-1330-200	Grenades, Hand and Rifle.
9-1300-13	Ammunition, General.
55-450-15	Air Movement of Troops and Equipment (Administrative).
750-5-15	Army Equipment Data Sheets: Chemical Weapons and Defense Equipment.

A-4. Training Circulars (TC)

3-16	Employment of Riot Control Agents, Flame, Smoke, Antiplant Agents, and Personnel Detectors in Counterguerrilla Operations.

A-5. Department of the Army Pamphlets (DA Pam).

27-21	Military Administrative Law Handbook.
108-1	Index of Army Motion Pictures and Related Audio-Visual Aids.
310-1	Index of Administrative Publications.
310-3	Index of Doctrinal, Training, and Organizational Publications.
310-4	Index of Technical Manuals, Technical Bulletins, Supply Manuals (types 7,8, and 9), Supply Bulletins, and Lubrication Orders.
310-7	U. S. Army Equipment Index of Modification Work Orders.
360-300	Theirs to Reason Why.
360-524	Your Personal Affairs.

A-6. Training Films (TF).

3-3203	Protective Mask Fitting and Drill.
19-1701	Support in Emergencies — Riot Control.
19-3149	Introduction to Disaster Planning.
19-3331	Planning for Riot Control.
19-3799	Riot Control Formations.
19-3836	Riot Control Munitions: Part I — Use and Employment of Grenades.
19-3950	Civil Disturbances — Principles of Control.
19-3951	Civil Disturbances — Planning for Control.
19-4593	Riot Control Munitions — Use and Employment of Dispensers.

A-7. Others

Manual for Courts-Martial, United States, 1969, Revised Edition.
Prevention and Control of Mobs and Riots, Federal Bureau of Investigation, 3 April 1967.
Army Subject Schedule 19-6, Control of Civil Disturbances.
Army Subject Schedule 19-11, Military Police Emergency Oprations.
Army Subject Schedule, 19-12, Shotgun, Riot Type.
Department of the Army Civil Disturbance Plan.
USATRADOC Civil Disturbance Plan (Garden Plot).
GTA 21-2-7, Special Orders for Civil Disturbances.
SB 10-495, The Standard B Ration for the Armed Forces.

APPENDIX B

PROCLAMATIONS, LETTERS, AND ANNOUNCEMENTS

Section I. PROCLAMATIONS

B-1. Forms of Proclamations

The forms in the following paragraphs are for guidance only. Wherever time permits, the military commander obtains clearance from higher authority as to exact language of the proclamation to be issued. Where this procedure is not practicable, extreme care must be taken to insure that "whereas" clauses of the proclamation accurately report prior Presidential action as to the reason for, and the purpose of, the intervention and the order which has been issued by the President to all persons involved. If the President has issued an Executive Order, the form proclamations, directives, and letters should refer to it.

B-2. Value of a Military Proclamation

A proclamation is considered an excellent medium to make known to a crowd the intentions of the military commander. In some instances the proclamation makes futher action unnecessary. A proclamation puts the population on notice that the situation demands extraordinary military measures, prepares the people for the presence of military authority, tends to inspire respect from lawless elements and supports law-abiding elements, gives psychological aid to the military forces attempting to restore order, and indicates to all concerned the gravity with which the situation is viewed.

B-3. Federal Aid to Civil Authorities

In the case of federal aid to civil authorities, the text of the proclamation may take the following form:

> WHEREAS, upon the application of the proper authorities of the State of ————, the President of the United States has ordered (here state the nature of the order): and
>
> WHEREAS, the President has also by his Proclamation to that effect, commanded all persons engaged in unlawful and insurrectionary proceedings to disperse and retire peaceably to their respective abodes on or before the hour of ——— of the day ———— 19 ———, and hereafter to abandon said combinations and submit themselves to the laws and constituted authorities of said State; and
>
> WHEREAS, I, ————————————, have by due and proper orders, been directed to operate within the County or Counties of ————, State of ————, and particularly within an area described as follows, to wit: (insert more specific area of operations) for the purposes aforesaid:
>
> NOW, THEREFORE, I do hereby command all persons to obey the orders of the President of the United States contained in his Proclamation aforesaid, and, for the purpose of more effectively and speedily, and with less loss of life and property, accomplishing the orders of the President to protect said State and the citizens thereof against domestic violence and to enforce the due execution of the laws of said State, I do further proclaim that within the area particularly above described, the following orders shall be observed and obeyed, to wit:
>
> (Here insert orders.)
>
> I do further proclaim and declare that any person violating the orders of the President aforesaid, or my orders hereinabove appearing, will be seized and held by the military authorities for proper disposition; and that acts of force or violence on the part of the civil population will be met with such force necessary to restore order and submission to the constituted authority; and
>
> In order that their lives and their persons may not be endangered, I adjure all people to keep away from all scenes of disorder.
>
> In the name of the President of the United States, I command that you disperse and retire peaceably to your homes.

B-4. To Enforce Federal Laws and Protect Government Property

a. If the President has directed action to enforce federal laws and to protect federal property, and a request from state authorities in NOT involved, the text of the commander's proclamation may take the following form:

WHEREAS, by reason of unlawful obstructions, combinations, and assemblages, it has become impractical in the judgement of the President of the United States to enforce the laws of the United States by the ordinary course of judicial proceedings within ———————— and particularly within that portion of ———— ———————— described as follows, to wit: (insert more specific area of operations); and

WHEREAS, the President has also admonished all persons who may be or may come within the areas aforesaid, against aiding, countenancing, encouraging, or taking any part in such unlawful obstructions, combinations, and assemblages, and has warned all persons engaged in or in any way connected with such unlawful obstructions, combinations, and assemblages to disperse and retire peaceably to their respective abodes on or before the hour of ———————— of the ———————— of ———————— 19 ————, and has further proclaimed that those who disregard his warning as aforesaid and persist in taking part with a riotous mob in forcibly resisting and obstructing the execution of the laws of the United States, or interfering with the functions of the Government, or destroying or attempting to destroy the property of the United States or property under its protection, cannot be regarded otherwise than as public enemies; and

WHEREAS, I, ————————————, have by due and proper orders, been directed to operate within ———————— ———————— and particularly within the area hereinabove described, for the purpose aforesaid:

NOW, THEREFORE, I do hereby command all persons to obey the orders of the President of the United States and, for the purpose of more effectively and speedily, with less loss of life and property, accomplishing the order of the President to enforce the laws of the United States and to protect Government property, I do further proclaim that within the above prescribed area, the following orders shall be observed and obeyed, to wit:

(Here insert order and restrictions.)

I do further proclaim and declare that any person violating the orders of the President aforesaid, or my orders hereinabove appearing, will be seized and held by the military authorities for proper disposition; and that acts of force or violence on the part of the civil population will be met with such force necessary to restore order and to insure the protection of Government property and submission to the constituted authority; and

In order that their lives and their persons may not be endangered, I adjure all people to keep away from all scenes of disorders.

In the name of the President of the United States, I command that you disperse and return peaceably to your homes.

b. If the President has directed action to control a civil disturbance, the text of the commander's proclamation may take the following short form:

WHEREAS, public disorders and riots have passed beyond the control of local authorities; and

WHEREAS, public property and private property are threatened by unruly mobs; and

WHEREAS, community activities have been suspended and there is danger to the public health and safety;

NOW, THEREFORE, I ————————, United States Army, by virtue of the authority vested in me by the President of the United States and by my powers and prerogatives as Commanding General of the ———————— Army, do hereby declare that a grave emergency exists in the city of ————————, and the areas bounded as follows: ———————— ————————

I hereby command all persons engaged in unlawful and insurrectionary proceedings to disperse and retire peaceably to their respective abodes immediately and abandon all insurrection, domestic violence, and combinations leading thereto.

I further admonish all persons to abstain from any acts which might be injurious to the military forces of the United States.

B-5. Prior to Employment of Federal Military Forces

Prior to the use of active force, the immediate commander of the troops should make a verbal proclamation similar to the following: "In the name of the President of the United States I command that you disperse and retire peaceably to your homes."

Section II. LETTERS AND ANNOUNCEMENTS

B-6. DA Letter of Instruction to a Task Force Commander

a. When a state has requested the commitment of Federal Armed Forces to help restore and maintain law and order within its jurisdiction, and reconnaissance has indicated that such a requirement exists, the President will issue a Proclamation and an Executive Order.

(1) The Proclamation is directed to all persons engaged in acts of domestic violence and disorder, and commands them to cease and desist therefrom and to disperse and retire peaceably.

(2) The Executive Order directs the use of units and members of the Armed Forces of the United States to suppress the violence described in the Proclamation and to restore law and order in the objective area. It authorizes the Secretary of Defense to use such of the Armed Forces as may be necessary to accomplish that purpose.

b. In compliance with the Executive Order, the Cheif of Staff, United States Army, acting for the Secretary of the Army (The Executive Agent) issues a Letter of Instruction to a designated Task Force Commander. This Letter of Instruction, in the form of a Joint Message form (DD Form 173), may vary in content from one time to another, depending on the situation and the mission assigned the Task Force Commander. It will, however, generally cover the following elements:

(1) The letter is effective on receipt for planning and preparatory actions, and effective for execution on order of the Chief of Staff, US Army (*c*, below).

(2) The letter designates, by name and rank, the Task Force Commander, and states his specific mission. It states that task force units will be designated, and that the Task Force Commander will be prepared to assume operational control of additional Federal Armed Forces and others as directed.

(3) The Task Force Commander is directly responsible to the Chief of Staff; the letter designates a command post location, and authorizes direct communications with other Armed Force Commanders in the vicinity.

(4) The letter states that the Attorney General will appoint a Senior Civilian Representative to advise the Task Force Commander and assist in liaison activities with civil authorities.

(5) The letter directs the Task Force Commander to cooperate with, but not take orders from, civilian law enforcement officials.

(6) The letter advises that an on-site DOD Public Affairs Chief will be designated to furnish public affairs advice and guidance.

(7) A Personnal Liaison Officer, Chief of Staff, US Army, will be designated for the operation for any assistance and advice desired. He will be provided with a liaison team composed of representatives of all General and Special Staffs of the US Army.

(8) The letter designates the Division of Military Support as responsible for establishing and maintaining communication between the Task Force and the Divison of Military Support Watch Team, Washington, D.C.

(9) The letter provides specific instructions on such actions as the applications of force, the use and control of firearms, the detention of civilian personnel, searches of individuals and private property (including automobiles), and cooperation with civil police authirities in these matters.

(10) The letter directs the submission of situation reports to Department of the Army at stated times, and interim reports on major changes or significant events.

(11) The letter also provides a code name for the Task Force for communications purposes.

c. The Letter of Instruction is followed, at an appropriate time when there is no improvement in the situation, by an Execution Letter, also in the form of a Joint Messageform. This letter directs the Task Force Commander to proceed with his mission and provides the names of the Personal Liaison Officer and his liaison team.

B-7. Prepared Announcements to be Delivered to Rioters Over Public Address Systems

When Federal military forces are ordered to quell a civil disturbance, the commander of the unit at the scene of the disturbance may direct that a proclamation be issued over public address systems. The force of the words used in the proclamation should be gauged to the composition of the crowd. If the crowd is composed of a group of usually law-abiding citizens but who are presently assembled to show their disagreement with an existing situation, the proclamation would require less force. On the other hand, if the crowd is composed of a militant group of rioters, the proclamation would require more force. The text of the announcements may take the following form:

INITIAL ANNOUNCEMENTS

1. ATTENTION: ATTENTION:

"This area must be cleared at once! Every means to do so is available. No further unlawful behavior can be tolerated. Clear this area at once or the necessary force to do so will be used."

(Indicate method, streets to be used, and direction crowd is to disperse.)

DISPERSE AND RETIRE PEACEABLY!

DISPERSE AND RETIRE PEACEABLY!

2. ATTENTION ALL DEMONSTRATORS:

The demonstration in which you are participating ends at ——————. The permit which was agreed to by the leaders of the demonstration expires at that time.

All demonstrators must depart from the ———

by ——————————.

All persons who wish to leave voluntarily can board positioned buses. These buses will go to the ——————————.

Those who wish to take the buses should move to the ——————————.

Those demonstrators who do not leave voluntarily by ——————— will be arrested and taken to a Federal detention center.

All demonstrators are urged to abide by the permit.

PUBLIC ANNOUNCEMENT

"Return to your homes! Someone may be looting them at this moment! During a disturbance the criminal element is at its highest peak. Your property or your family may be in danger!"

Local Language Translation (if required)

(The force and intent of the message must not be lost by translation.)

(Indicate method, streets to be used, and direction crowd is to disperse.)

EMPLOYMENT OF TROOPS

ATTENTION! ATTENTION!

"Troops are present in this area. They are preparing to advance. Order must and will be maintained. Disperse peaceably and leave this area. To avoid possible injury leave at once."

(Indicate method, streets to be used, and direction crowd is to disperse.)

DISPERSE NOW AND AVOID POSSIBLE INJURY!

DISPERSE NOW AND AVOID POSSIBLE INJURY!

Repeat until troops are committed. When troops are committed, use the following:

"Troops are advancing now. They will not stop until the crowd is dispersed and order is restored. To avoid injuries leave the area at once. Return to your homes as peaceful citizens. Troops have their orders and they will not stop until the crowd is dispersed. Do not get hurt. Leave the area."

Local Language Translation (if required)

(The force and intent of the message must not eb lost by translation.)

PRESENCE OF CHILDREN

(To be used in conjunction with other announcements.)

ATTENTION! ATTENTION!

"Do not attempt to cause further disorder. Disperse now in an orderly manner and avoid possible injury to children. Return at once to your own area."

Local Language Translation (if required)

(The force and intent of the message must not be lost by translation.)

APPENDIX C

ARMORED CAR SPECIAL REACTION TEAMS

C-1. General

The guidance contained in this appendix pertains to the armored car and other wheeled armored vehicles.

C-2. Wheeled Armored Car

a. The wheeled armored car is a light-weight vehicle designed to transport personnel and a limited amount of cargo. Exits provide for rapid entrance/exit in the personnel transport role. The armored car has a cross-country mobility and is well-suited for operations on roads. Its weight permits it to be air transported.

b. The armored car is well-suited for employment in civil disturbance control operations. The main feature of the armored car is the protection afforded its crew against small arms fire and thrown missiles. This protection, together with a mounted RCA disperser, permits the vehicle to engage and overcome violent resistance with a minimum degree of force.

c. The basic crew for the operation of the armored car is composed of: a commander, a driver, and a radioman/recorder. Others, such as disperser operators and expert marksmen, may be added. The total crew should not exceed a maximum of eight persons.

C-3. Planning

a. Mission. The missions or tasks for which armored vehicles may be employed during civil disturbance control operations are many and varied. Plans for their employment should provide for their utilization in direct support of foot troop formations and on independent or semi-independent missions.

b. Limitations and constraints. In addition to those limitations and constraints which are generally applicable to civil disturbance control operation, the following should be considered:

(1) All automatic weapons must be removed from the armored car before it is deployed.

(2) The armored car is susceptible to attack by firebombs, therefore, plans for its employment must include adequate protection and evasion tactics.

(3) The armored car's relatively wide turning radius makes maneuvering in a built-up area difficult.

C-4. Employment Tactics and Techniques

a. General. The "selection of force" options and the "minimum necessary force" principle apply to armored car personnel.

b. Employment in Foot Troop Formations. Employment of the armored car in conjunction with foot troops is effective for engaging mobs. Considerations, tactics, and techniques for the employment of vehicles in foot troop formations are applicable to the armored car.

c. Separate Employment. Typical missions for which armored cars may be separately employed are:

(1) *Antisniper.* The armored car permits the rapid and safe transport of antisniper teams directly to the building in which a sniper is located. Following delivery of the antisniper teams, the armored car may support their operations by utilizing a grenade launcher to fire riot control agents into the building.

(2) *Street patrol.* Except under extremely tense circumstances, the military presence in an area of disorder utilizing static posts, foot patrols, and mounted (1/4-ton vehicles) patrols will be adequate. Circumstances may arise, however, in which the armored car may be used in a tense situation to handle major outbreaks of violence. The commander, in these instances, may employ this vehicle utilizing its armored capabilities for protection of the control forces.

(3) *Critical facility protection.* Critical facility protection is normally provided by dismounted foot troops. Situations may arise, however, in which sufficient troops are not available or the threat is so severe as to warrant the employment of armored vehicles. Automatic or overly lengthy commitment of these vehicles should be avoided however, since they may be required elsewhere.

(4) *Other*. Other missions include protective evacuation of a very important person (VIP), checkpoint support, as a command and control vehicle, for the evacuation of wounded personnel under fire and other emergency missions requiring armor protection.

APPENDIX D

CHECKLISTS FOR CIVIL DISTURBANCES

D-1. General

The checklists contained in this appendix are intended only as a guide for commanders and staff officers on major areas of responsibility. These checklists are not all-inclusive and must be supported by a thorough knowledge of material contained in other parts of this manual and other pertinent publications. These checklists are applicable to all types of civil disturbance operations to include urban areas, campuses, industrial areas and suburban locations.

CHECKLIST I

G1/S1 MAJOR AREAS OF STAFF RESPONSIBILITY

1. The G1/S1 has staff supervision over the following:
   Adjutant General, including Postal Officer.
   Chaplain.
   Finance Officer.
   Provost Marshal.
   Surgeon.

2. The G1/S1 coordinates with the following members of the commander's personal staff over whom he exercises *no* staff supervision:
   Inspector General
   Staff Judge Advocate.
   Information Officer.

G1/S1 MAJOR AREAS OF RESPONSIBILITY

1. Maintenance of Unit Strength.
   a. Strength accountability.
   b. Personnel status.
   c. Personnel records and reports.
   d. Replacements for the area of operations.

2. Personnel Management.
   a. Personnel procedures.
   b. Handling of detainees in conjunction with civil authorities.
   c. Supervising location of sources, procurement, administration and control of civilian employee personnel (in coordination with the G5/S5).
   d. Management and supervision of safety programs to include special consideration for operations in cities and on campuses.

3. Development and maintenance of morale.
   a. Personnel services provided by the unit and available in the area of operations.
      (1) Character guidance and religious activities.
      (2) Recreation service activities.

(3) Postal service.
(4) Legal services.
(5) Financial services.
(6) Welfare and exchange services.

b. Casualty reporting.

c. Decorations and awards.

4. Health and medical services.

5. Discipline, law and order with special emphasis on directives published for civil disturbance control operations.

6. Headquarters management.

7. Personnel aspects of estimates, plans, orders and reports.

8. Preparation of personnel and administration portion of unit SOP.

9. Administrative matters not specifically assigned to another staff officer.

10. Procedures for entry on active duty by National Guard and Reserve Units.

11. Handling and processing of claims and other legal matters.

CHECKLIST II

G2/S2 MAJOR AREAS OF RESPONSIBILITY

1. Production of intelligence.

a. Recommendation of essential elements of information (EEI) and other intelligence requirements (OIR) with emphasis on leaders and subversive activities.

b. Preparation of plans and orders for collection of information and supervision and coordination of collection activities including air reconnaissance and surveillance.

c. Integration and coordination of information collection effort with other services and civilian authorities.

d. Weather data collection.

e. Processing information into intelligence.

f. Distribution of information and intelligence promptly and in the form most helpful to the user.

g. Supervision of signal intelligence resources when attached or under operational control.

2. Use of intelligence and information.

a. Estimate of the effects of the characteristics of the area of operations on the courses of action, to include identification of landing zone for aircraft and helicopters.

b. Estimate of crowd, mob and dissident organization capabilities, vulnerabilities and probable courses of action.

c. Preparation of intelligence estimates, annexes, reports, summaries and studies

3. Counterintelligence.

a. Protection of sensitive information from unauthorized disclosure to the local population.

b. Protection of personnel against subversion.

c. Protection of installations, facilities and material against sabotage.

d. Recommendations on signal security policy.

4. Consideration of crowd and mob reaction to the use of various control measures (e.g., riot control agents).

5. Determination of map requirements and the requisition and distribution of maps and aerial photography of the area of operations.

6. Preparation of intelligence portion of SOP.

CHECKLIST III

G3/S3 MAJOR AREAS OF RESPONSIBILITY

1. Organization.

a. Development and maintenance of sufficient troop strength to accomplish operational tasks and neutralize special threats.

b. Compilation of troop lists.

c. Requests for, and assignment or attachment of, tactical, tactical support, andministrative support units or teams.

2. Training

a. Preparation and execution of training programs and the planning and conduct of field training exercises and command post exercises (consider joint training exercises with civilian authorities).

b. Determination of requirements for training aids, facilities, and training ammunition.

c. Organization and conduct of schools.

d. Planning for, and conduct of, training inspections and tests.

e. Complication of training records and reports.

3. Operations.

a. Preparation of operations estimate.

b. Recommendations concerning:

(1) Task organization.

(2) Allocation and authority to expend riot control agents and munitions.

(3) Basic loads.

(4) Required supply rate of ammunition (especially riot control agents and munitions).

(5) Determination of need for unit replacements or relief.

c. Supervision of the preparation for plans for:

(1) Use of army aviation.

(2) Denial operations and barriers.

(3) Engineer and signal communications support operations.

d. Preparation and publication of the command SOP.

e. Integration of operation and support activities with civilian resources.

f. Supervision and coordination of civil disturbance control operations.

g. Supervision of troop movements and publication of movement order with emphasis on security and selection of routes and times of movement.

h. Designation of areas for bivouacking, quartering and staging units.

i. Recommendations on the location of main and alternate command posts (colocated with police headquarters whenever possible).

j. Establishment of unit boundaries and areas of responsibility (established in conjunction with existing police and or jurisdictional boundaries whenever possible).

k. Preparation and publication of operation plans and orders to include special instruction on degree of force to be used.

l. Preparation of operation records and reports.

m. Supervision and coordination of TOC and joint operations center activities.

4. Preparation of operations portion of the SOP.

5. Continuous estimate of the situation.

6. Preparation and coordination of future and contingency plans and review of plans by subordinate units.

7. Coordination of civil affairs activities (see checklist V) if no G5/S5 section is assigned.

CHECKLIST IV

G4/S4 MAJOR AREAS OF RESPONSIBILITY

a. Determination of supply requirements.

b. Requisition, store, and issue authorized special items of equipment.

c. Requisition, procurement, storage, security, distribution and documentation of all supplies.

d. Issue in accordance with allocations those weapons and munitions which are regulated, or critical items of supply.

e. Collection and disposition of excess salvage, surplus, and confiscated material such as privately-owned weapons and ammunition.

2. Determination of maintenance requirements and adequacy and supervision of maintenance activities.

3. Transportation service.

a. Administrative movement of personnel and materiel.

b. Movement control in the area of operations in coordination with civil authorities.

c. Preparation of movement order annexes and loading plans.

4. Other services.

a. Construction of facilities.

b. Billeting.

c. Food service.

d. Bath/shower.

e. Laundry.

f. Sanitation

g. Real estate and facility acquisition.

5. Miscellaneous.

a. Preparation of logistics estimates, reports and plans.

b. Preparation and distribution of the administrative order and the service support annex and preparation of paragraph 4 of the operation plan or order.

c. Logistical support of civil affairs policies.

d. Area damage control.

6. Preparation of the service support portion of unit SOP.

CHECKLIST V

G5/S5 MAJOR AREAS OF RESPONSIBILITY

1. The degree of military control, and the scope of the activities of the military commander in each of the areas indicated for which the G5/S5 has staff responsibility, are dependent on the authority vested in the military commander as outlined in the letter of instructions for the particular operation.

2. The G5/S5, when assigned to a staff, is the principal staff assistant to the commander in matters pertaining to the relationship between military forces and civilian authorities and population. In addition, he has the responsibility for providing to other staff officers advice and assistance concerning the civil affairs aspects of functional areas and activities which the primary responsibility of those officers.

3. The following functions, as appropriate under that authority, may be performed by the G5/S5.

a. Maintain direct liaison with and provide assistance to local governmental agencies.

b. Coordinate civil support for prevention of civilian interference with military operations to include evacuation of civilians when necessary.

c. Participate in the military support of civil government functions when necessary.

d. Coordinate and supervise community relations for the military forces.

e. In conjuction with the provost marshal, coordinate with and assist civilian authorities in support of populace and resources control programs such as:

(1) Law enforcement measures.

(2) Traffic regulations.

(3) Enforcement of curfew and other restrictions.

(4) Prevention of pilferage, looting and crime.

(5) Joint and separate police and military patrols.

(6) Control of public meetings, parades and demonstrations.

(7) Firefighting.

(8) Operation of confinement and/or detention facilities.

(9) Safeguarding of supplies, material, equipment, buildings and critical areas.

f. In coordination with G4 and the Surgeon, assist civil authorities in public health and sanitation activities to include:

(1) Determining availability and adequacy of medical and auxiliary medical personnel.

(2) Administration or supervision of medical and sanitation facilities.

(3) Care and disposition of civilian remains.

(4) Protection of food and water supplies.

(5) Disposal of sewage and waste.

(6) Arrangement for preventive medical services.

(7) Treatment of sick and wounded civilians.

(8) Provision of medical transportation for sick, injured, or wounded civilians.

g. Assist civil governmental officials to determine necessary emergency relief supplies to include food, water, medical supplies, clothing, blankets, and fuel for the civilian population, estimate their availability, and in coordination with the G4 and Provost Marshal arrange for their procurement, storage, security, and distribution.

h. Assist civil governmental officals in public welfare activities to include:

(1) Providing collecting points, emergency shelters and feeding centers for civilians requiring evacuation or whose homes have been destroyed.

(2) Procuring necessary manpower to support these emergency relief activities.

i. Determine the location, type and availability of local materials necessary for conducting operation within the area and coordinating with G4/S4 in the procurement of same.

j. Conduct surveys of the organization, routes and capabiliteis of the public transportation system, including extent of damage and requirements for its restoration.

k. In coordination with the Information Officer, assist governmental authorities to prepare and disseminate information through the established communication media.

l. Recommend to the commander the numbers and types of Civil Affairs units and their functional team compositions required to support operations.

m. Assure that federal, state, or local laws are not violated during the civil affairs operation.

CHECKLIST VI

INFORMATION OFFICER MAJOR AREAS OF RESPONSIBILITY

1. Advising the commander on all aspects of command information and public information. In conjuction with the ACofS, CMO, observes and analyzes trends in public opinion and plans positive and continuing community relations.
2. Coordination and supervision of all public and command information functions, to include information planning, publication of command information newspapers and other information media.
3. Review of material for public release for security clearance under established policies.
4. Establish procedures to gain appropriate clearance for press releases.
5. Distribution of information pertaining to the command and its operations to appropriate information media in accordance with established command and security policies.
6. Liaison with, reception, and escort of civilian and military information media representatives as well as assistance to them in obtaining and relating to the command.
7. Observation and analysis of trends in public opinion as regards restrictions, operations and conduct of personnel.
8. Providing continuing support to community relations programs to gain and maintain public understanding, good will and support.
9. In anticipation of and prior to civil disturbance operation:

a. Develop an information plan to support operations on a 24-hour basis.

b. Determine personnel assignments.

c. Determine equipment status:

(1) Typewriters.
(2) Telephone and radio communicatons.
(3) Mimeograph
(4) Still cameras.
(5) Motion picture cameras.
(6) Public address systems.
(7) Generator.
(8) TV sets.
(9) Lights sets for TV cameras.
(10) Tape recorders.

d. Determine and disseminate command guidance on the release of public information.

e. Plan for civilian and military information officer space to include pressroom/news center near the proposed CP, TOC, and/or emergency operation center (EOC).

10. Immediately prior to commitment in civil disturbance operations:

a. Disseminate a command information fact sheet to include:

(1) Situation background.
(2) Organization, mission, and command structure.
(3) Relationship to civilian authorities.
(4) Relationship to civilians in disturbances, especially news media personnel.
(5) Troop conduct en route to and during operations.
(6) Estimate of the type and intensity of crowd and mob actions which might be directed toward control force personnel.

b. Establish liaison wth city, state and other public affairs personnel.

c. Establish a pressroom.

d. Implement a press registry and ID system (as necessary).

e. Establish newsclip files for story releases and statements released.

f. Establish and maintain liaison with all news media in order to assist them in covering events.

11. During the conduct of civil disturbance operations:

a. Allow news media personnel freedom of movement if not interfering with operations.

b. Establish a press conference schedule and conduct press briefings.

c. Provide rapid response to press queries.

d. Disseminate daily mimeographed command information news bulletin.

e. Disseminate news from and to subordinate units as appropriate.

CHECKLIST VII

PREPARATORY TASKS FOR PLATOON LEADERS

1. Actions at Home Station:

a. Organize the Platoon for Civil Disturbance Control. Most TCE platoon structures must be modified to cope with a civil disturbance. Unit integrity should be maintained and the squad should remain the basic unit of the platoon. Each individual in the platoon should be assigned a specific mission. Contrary to normal operations, a platoon reserve should also be maintained.

b. Inspect State of Readiness. The inspection will include a thorough inspection of all uniforms and equipment as well as the personal readiness of platoon members.

c. Plan Movement. The plan should include transportation requirements and loading plans.

d. Brief the Platoon. If time permits, the platoon leader should brief the entire platoon. If time is short, the platoon leader should brief only the squad leaders. The briefing should include:

(1) Special orders
(2) Restrictions and legal aspects.
(3) Need for prompt reporting of information.
(4) Outline of command policies.
(5) Available information on the background of the disturbance.

2. Actions During Movement.

a. Maintain Security. Motor vehicle and rail transportation place a heavy responsibility for security on the platoon leader. When movement is by rail, the platoon will usually be responsible for the security of part of the train. When motor vehicles are used, reconnaissance patrols should precede the main body.

b. Maintain Control of Men. The platoon leader is usually not in command of the entire movement, but he remains responsible for his men.

c. Provide for Health, and Welfare Needs. The platoon leader's responsibility for food, shelter and medical care is accentuated during movements.

d. Maintain Communications. During movement, it is essential that the platoon leader remains in contact with his commander.

3. Actions at the unloading site.

a. Assemble the Platoon. Squad leaders should be used to quickly assemble the unit upon command.

b. Establish Platoon Security. Specific individuals should be designated to provide security at both unloading and assembly areas.

c. Recheck Equipment and Supplies. Check to be sure all equipment is accounted for and undamaged.

4. Actions at assembly area.

a. Assemble Platoon and Recheck Personnel and Equipment. Make sure all men have water, first aid equipment, and other items of equipment and supplies which have been designated for use.

b. Brief the Platoon. Make sure there are no unanswered questions concerning the unit's mission, the way it is to be executed.

CHECKLIST VIII

COMMANDER'S CHECKLIST OF SPECIAL CONSIDERATIONS

The areas of special consideration listed below were developed from civil disturbance control operations involving the Active Army and the National Guard during the 1960's. They are recommended for the special attention of commanders and all staff elements in planning and conducting operations.

1. Need for constant reference to the DA Civil Disturbance Plan.
2. Proper development and maintenance of organizational structures.
3. Maintenance of unit integrity.
4. Importance of developing plans to accomplish operational tasks.
5. Need for the establishment and maintenance of a record of events.
6. National Guard units' requirements for documentation of federalization.
7. Importance of soldierly appearance and military discipline as a factor in impressing the populace that a disciplined force means business.
8. Written instructions for each soldier, outlining rules of engagement, standards of conduct, and detention procedures.
9. Importance of strict adherence to rules of engagement, standards of conduct, and fair treatment of civilians.
10. Importance of mental preparation of troops.
11. Necessity for commanders at all levels to make repeated personal on-the-ground checks of troop dispositions to insure that critical assigned facilities are secured and instructions are being carried out in a military manner.
12. Clear definition of areas of responsibility (AOR) and the requirement for unity of command within the AOR.
13. Collocation of military and police command elements from highest to lowest levels.
14. Integration of police and military patrols for area familiarity and legal considerations.
15. Varied frequency of patrol patterns to preclude rioters from planning activities.
16. Saturation of areas with police and military patrols to suppress looting and vandalism.
17. Need for maintaining a mobile reserve to influence the action.
18. Accomplishment of unit reliefs in place to insure that the relieving unit has physically occupied assigned facilities and area of responsibility (AOR).
19. Establishment of priorities for physical security to preclude dissipation of force on less important facilities or those having their own physical security capability.
20. Vehicle augmentation for units deployed without TOE vehicles or for units whose missions dictate additional vehicular requirements.
21. Procurement and use of special equipment.
22. Augmentation of communications with civilian items, and police and taxi radio capability.
23. Value of armored vehicles, not for main armament, but for their psychological impact and the protection they provide from sniper fire. Close in protection of armor by foot elements is essential.

24. Provision of necessary medical services.
25. Provision of means for maintaining the morale and welfare of personnel.
26. Establishment of appropriate assembly and quartering areas.
27. Supplies of city and area maps/plans.
28. Need for military personnel at all echelons to be observant and to report significant events and information promptly to enable commanders to estimate the situation.
29. Listing of intelligence/information sources and the type of information each can provide.
30. Restrictions placed on the gathering of intelligence.
31. Importance of understanding crowd and control force behavior and the patterns of disorder.
32. Need for understanding disaffection and the techniques of agitators in using such disaffection.
33. Need for psychological training of control forces.
34. Loan of military equipment.
35. Importance of applying and utilizing the civil disturbance control principles.
36. Need for training in the detection and apprehension of snipers, looters, and arsonists, and the caution required when they are intermingled with innocent civilians.
37. Emphasis on the use of riot control munitions and their delivery by grenade launchers and adapters.
38. Use of shotguns.
39. Familiarization with firefighting equipment in order to facilitate its protection and to assist civilian firemen when casualties occur.
40. Accomplishment of operational tasks during operations.
41. Formation of special teams to handle special threats.
4p. Coordination of an effective home town news program.
43. Need for establishing and maintaining good news media relations.
44. Pass and identification systems when isolating an affected area.
45. Handling of rumors within the objective area.
46. Control of weapons and ammunition sources (e.g., stocks in stores, rifle clubs and ROTC units).
47. Handling of prisoners, including searching, processing, transporting, feeding, and housing.
48. Use of proper operational techniques in campus disorders.
49. Use of proper operational techniques in labor disorders.
50. Importance of training in procedures for the proper handling of explosive devices and bomb threats.
51. Military assistance in cleaning up debris and restoring normal conditions as soon as possible, to foster atmosphere of control and normalcy.
52. Procedures for terminating operations.

CHECKLIST IX

The following checklist is intended only as a guide and is not all inclusive. Prior to commitment, dependent upon the type of disorder (campus—urban—federal property—labor disputes), the commander and his staff should consider those items on the checklist that apply to the specific type of disorder in which they are involved.

TYPE OF DISORDER

CONSIDERATIONS CAMPUS URBAN FEDERAL PROPERTY LABOR DISPUTES

Probability of Violence _____

Impact of Weather Conditions _____

Briefing of all Personnel _____

GTA 21-2-7, Special Orders _____

Use of Riot Control Agents _____

Use of Riot Control Formations _____

Automatic Weapons Restrictions _____

Establishment of Area Control _____

Communications Procedures _____

Use of Barriers _____

Use of Patrols _____

Use of Special Reaction Teams _____

Building and Area Search _____

Neutralization of Special Threats _____

Security of Likely Targets _____

Handling Bomb Threats _____

Use of Mobile Reserves _____

Processing of Detained Personnel _____

CONSIDERATIONS CAMPUS URBAN FEDERAL PROPERTY LABOR DISPUTES

Pass and Identification System _____

Issuance of Proclamations _____

Curfews _____

Sales Restrictions _____

Protection of Firefighters _____

Control of Utilities _____

Coordination with Local Law Enforcement Agencies _____

Establishment and Location of CP _____

Sources for Collection of Information _____

Support Requirements _____

News Releases _____

Relief and Termination _____

APPENDIX E

WEAPONS AND SPECIAL EQUIPMENT

E-1. General

The commander has available a wide range of weapons and equipment which are either intended for, or can be adapted to, civil disturbance control operations. This appendix lists such equipment; however, it is not all inclusive. The selection of weapons and special equipment depends on such considerations as the situation, the unit mission and Department of the Army policies pertaining to the use of force.

E-2. Weapons

a. General.

(1) Consistent with the principle of minimum force, it can be anticipated that forces committed to control disturbances will initially be armed with the baton. It is an extremely versatile offensive weapon and, unlike the rifle, loss of the baton to the crowd does not present a serious threat. Units committed with the baton must have riot control agent teams and selected marksmen in direct support. Depending upon the intensity of the confrontation, the commander may also elect to have reserve forces with rifles, or rifles with bayonets affixed, positioned for rapid commitment as reinforcements.

(2) The rifle w/bayonet and riot control agents have been the weapons most widely used during past civil disturbance control operations. The rifle, of course, being primarily an extension for the bayonet, is also used in antisniper operations. When the M16A1 rifle is used in civil disturbance operations, employment of the "lock plate" is required to preclude automatic fire. This prefabricated insert, which fits between the pistol grip and receiver group, has been designed to prevent inadvertent movement of the selector switch to automatic mode. The "lock plate" can be installed in less than one minute by the individual soldier, using only a screwdriver. The "lock plate", once in place, insures that the M16A1, so modified for civil disturbance operations, is being carried in the safe or semiautomatic mode only.

(3) The remainder of this paragraph is concerned with other weapons which can be employed in civil disturbance control operations. The Department of the Army guidelines on the use of force must be closely adhered to in the use of any weapon or weapons.

b. Shotgun.

(1) When using No. 7 1/2 or No. 9 shot, the riot shotgun is suited to certain applications in civil disturbance operations involving "close-in" firing against isolated type targets such as may be encountered in antisniper operations. Because of its characteristic short range, the danger of producing unintentional casualities at ranges over 60 to 70 meters is greatly reduced when compared to other types of individual weapons. Conversely, however, the high casualty/lethality producing potential of the shotgun at shorter ranges places a severe restraint on its use during civil disturbance operations.

(2) The use of No. 00 buckshot ammunition, because of its high lethality/casualty producing characteristics at ranges in excess of 100 meters, is recommended only for limited use during civil disturbance operations. Further guidance is contained in paragraph 5-4*d*(3).

c. Riot baton. The riot baton has proven to be an invaluable weapon in certain control situations. A complete discussion of the use of the riot baton is contained in appendix F.

d. Machine Guns.

(1) All automatic weapons, especially machine guns, are closely controlled by the control force commander. It is almost inconceivable that they would be used under any circumstances short of guerrilla warfare. Only extremely drastic circumstances would justify their use. Individual automatic weapons assigned to control force members must be modified so that they fill fire only semiautomatically.

(2) Automatic weapons larger than 7.62mm should not be taken on a civil disturbance mission. They normally will not be needed or used. Should a need develop, they can be obtained later.

(3) Machine guns, 7.62mm and below, may accompany units on civil disturbance control missions. They are not taken on actual operations unless their use is imminent. Machine guns will be readily available to the control force, but located in a secure area.

E-3. Vehicles

Armored vehicles and transport vehicles add considerable capability to the riot control force. The use of these vehicles increases flexibility, reduces troop commitments, and provides protection for personnel. In considering the use of transport vehicles, however, it must be remembered that they should be secured by foot elements.

a. Armored vehicles can be employed in a variety of ways to assist in minimizing the effects of civil disorders.

(1) Their use adds a considerable psychological effect to riot control formations while providing added protection for troops. They provide a readily accessible barrier for troops to crouch behind if necessary, and exceptional protection for those inside.

(2) Their use as mobile command posts offers the added advantages of security, communication, and mobility.

(3) They are well adaptable to roadblock operations providing the advantages listed in (2) above, while at the same time providing an exceptional barrier.

(4) Their use for patrolling an area of violence adds to the psychological effect, and allows troops to maneuver in close to snipers in order to make an apprehension.

b. Standard military transport vehicles can be modified with sandbags, armor plating, wire screening, or similar materials to give some protection against sniper fire and thrown objects. They provide mobility and communication capability for area coverage. Troops should be deployed with ample vehicles to provide sufficient flexibility to handle all situations in an area of civil disorder. TOE allowances may require augmentation for this purpose.

E-4. Helicopters

Helicopters can be used for observation, riot control agent dispersal, communication relay, illumination, resupply, reserve displacement, antisniper operations, and as a command post.

E-5. Individual Protective Equipment

Armored vests and protective masks are required for antisniping operations and at other times when violence is expected. Flexibility is an important consideration. For example, the limitation on visibility must be considered when requiring the use of protective masks, and the limitation on maneuverability when wearing the armored vests.

E-6. Lighting and Barriers

Auxiliary lighting should be available to include hand-portable lights, vehicular-mounted searchlights, spotlights, floodlights, flashlights, flares (with caution toward fires), and vehicle headlights. Prefabricated wood or metal barriers, or suitable materials, such as wire or ropes, may be used to cordon off an area. Signs should be provided to supplement these barriers.

E-7. Evidence Collection

Cameras and tape recorders should be available to record evidence.

E-8. STANO Equipment

a. The Surveillance, Target Acquisition, and Night Observation (STANO) system is composed of those means and material organic to or in support of the Army in the field to include other services associated with information gathering and presentation capabilities to find the enemy or facilitate night operations.

b. The STANO items of equipment are designed to improve the general detection and identification of enemy forces during periods of limited reduced visibility. The primary goal of STANO is to improve the responsiveness, speed, accuracy, timeliness, and flexibility of the commander and staff in making decisions.

c. While it is obvious from the foregoing that the *primary* application of STANO is oriented to combat situations, it is equally obvious that appropriate items of STANO equipment would be extremely useful in civil disturbance control operations, for example, in the location and neutralization of snipers; the security of roadblocks and checkpoints; the prevention of surprise ambushes or frontal attacks by rioters; the security patrol of sealed-off areas, both within and on the perimeters; the prevention of mistakes by the identification of friendly and hostile elements; and many similar uses.

d. A partial listing of some STANO equipment which could be considered as appropriate to support control operations during civil disturbances will be found in FM 19-30; new and improved STANO material is continually being developed; as this equipment is modified, improved, and supplemented with new equipment. Commanders should integrate these added capabilities, with the tactics and techniques necessary for field exploitation. Field Manual 20-60 and Field Manuals of the 31-series provide guidance in the utilization of many of these items of equipment.

APPENDIX F

RIOT BATON

Section I. INTRODUCTION

F-1. General

In certain situations, the use of the rifle or rifle with bayonet has produced undesirable reactions from civil disturbance participants and has resulted in an escalation rather than a reduction of the intensity of the civil disturbance. Likewise, indiscriminate firing and inappropriate use of deadly force by troops armed with rifles have created numerous problems in controlling civil disturbances. Because of the above factors, consideration should be given to the utilization of the riot baton (FSN: 8465-NSN). The riot baton is not intended to replace the rifle as the primary weapon utilized by military forces but rather is intended for use in those situations where the rifle is not required.

F-2. Characteristics of the Riot Baton

The riot baton can be of any length from 26 to 42 inches but the optimum length for employment by military personnel is 36 inches. The baton should be constructed from any dense hardwood such as rosewood or walnut which is not easily shattered or broken. Both ends of the baton are rounded to preclude unnecessary injury. The suggested diameter of the baton is 1.25 inches and it is drilled 9 inches from the grip end for the installation of a wrist thong. Either one or both ends of the baton should be serrated to aid gripping.

F-3. Procurement

Procurement of the riot baton will be dependent upon its availability within the Army's inventory. Until such time as it becomes available through Army supply channels, the riot baton should be procured through local purchase procedures at installation level.

F-4. Training

Military personnel equipped with the riot baton must be well trained in its use. Riot baton training includes employment considerations, the human body's vulnerable and possible fatal points of impact, the basic positions and protective actions with the riot baton, and riot control formations with the riot baton.

F-5. Employment Considerations

a. General. The riot baton is intended to provide the commander with an additional option in the application of force necessary to accomplish his mission. The use of the baton will depend upon the commander's appraisal of the situation and his determination as to the riot control force response.

b. Defense. The riot baton is utilized by military units employed in a defensive posture to protect personnel and property. In addition, during the termination phase of civil disturbance operations, when the level of violence has subsided and intelligence information indicates that the level of violence will remain low, military units will be primarily in a defensive posture and may be equipped with the riot baton to perform tasks where rifles and bayonets are no longer needed.

c. Offense. The riot baton can be used in offensive riot control formations. The riot baton can be employed so that the unit confronting the crowd is equipped with rifles and bayonets; or it can be employed so that the element directly in contact with the crowd is equipped with the baton and the supporting element is equipped with the rifle and bayonet.

d. Support and Redeployment. The riot baton is never the only weapon available to committed military forces. An element deployed with riot batons has a marksman available at all times as a precaution against snipers. Reserve forces armed with rifles and bayonets must be available for immediate employment if necessary, and the riot baton forces should have the capability of being temporarily withdrawn from the disturbance area, issued other weapons, and redeployed as a ready reserve force.

Section II. USE OF THE RIOT BATON

F-6. General

The riot baton, in the hands of troops trained in its use, is a formidable weapon. It must be used in conjunction with other techniques to be most effective. The soldier who is skilled and practiced in using the riot baton can adequately cope with most situations where physical restraint, in defense of individuals or facilities, is required. Troops should be trained in the use of the riot baton to the point that application techniques are accomplished by reflex action.

F-7. Body Vulnerable Points

It is important, in the application of the riot baton, that troops have a thorough knowledge of the vulnerable points of impact on the human body. Troops, while required to deter, discourage or disperse individuals threatening their position, should attempt to avoid blows which could produce permanent injury or death, (fig F-1, F-2, and F-3).

F-8. Use of Force

Troops should be equipped with the riot baton only when they are well trained in its use. When deployed, troops will normally avoid any riot baton techniques designed to produce permanent injury or death. As normal procedure, the riot baton is never raised over the user's head to strike an adversary in club fashion. Not only is this action likely to cause permanent injury, it also projects an unfavorable control force image; and the user is vulnerable to an attack on his rib cage while his arm is raised.

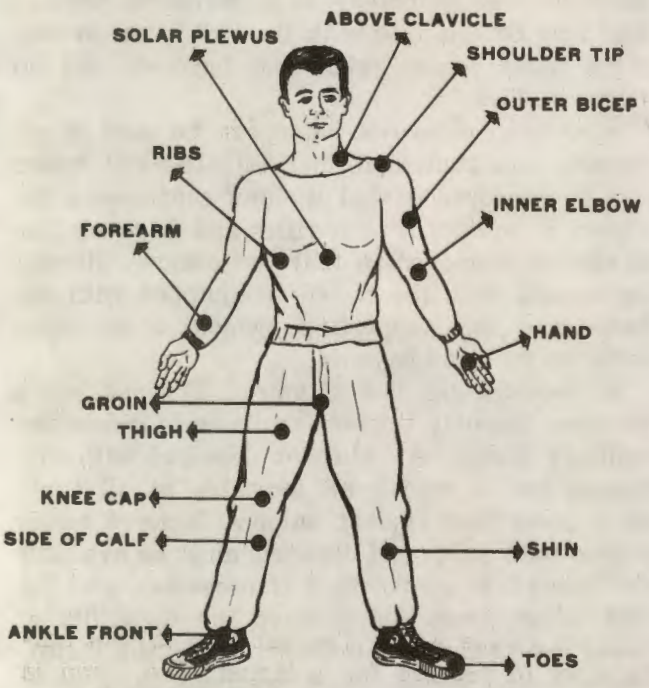

Figure F-1. Body vulnerable points (front).

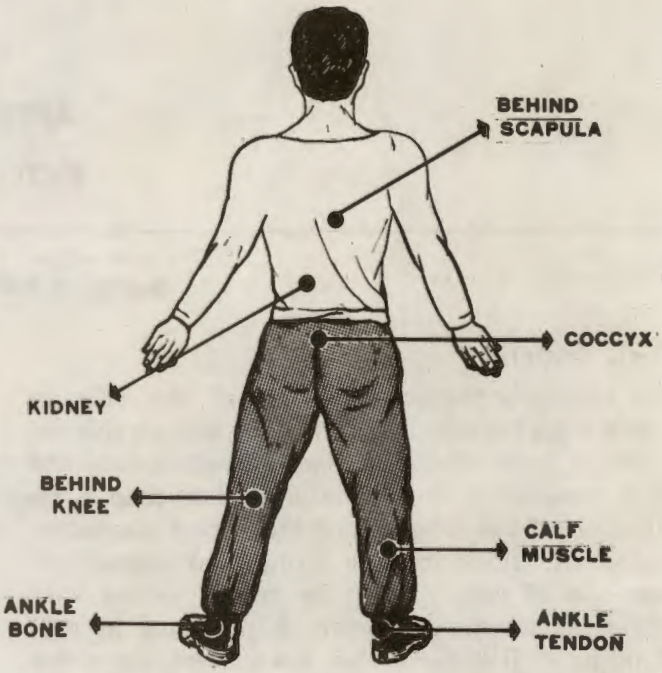

Figure F-2. Body vulnerable points (rear).

F-9. Baton Grip Techniques

Three steps are necessary to obtain a secure grip of the riot baton. The thong of the baton is first placed around the right thumb. The baton is then held in a position allowing the thong to hang over the back of the hand. The hand is then rolled into the handle of the baton allowing the thong to be pressed into the palm of the hand. This technique of gripping the riot baton provides the individual with a secure grasp and facilitates immediate release of the weapon by merely relaxing his hand (fig F-4, F-5, and F-6).

F-10. Parade Rest

Parade rest is the relaxed ready position. The feet are shoulder width apart. The left palm is facing out. The right palm is facing in toward the body. The hands are approximately 6 inches from the end of the baton (fig F-7).

F-11. Port Position

The port position is a ready position. It is particularly well suited for individual defensive tactics. The right hand and forearm are parallel to

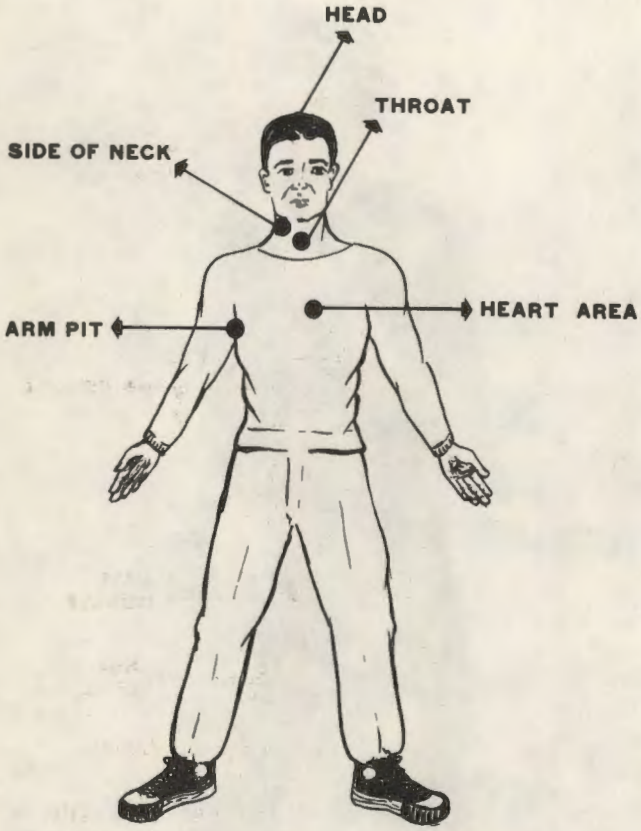

Figure F-3. Possible fatal points of impact.



Figure F-4. Baton grip—Thong Around right thumb.

the ground. The left hand is level with the left shoulder. The striking end of the baton bisects the angle between the neck and the left shoulder. The baton is a distance of approximately 8 inches from the body. The feet are shoulder-width apart (fig F-8).

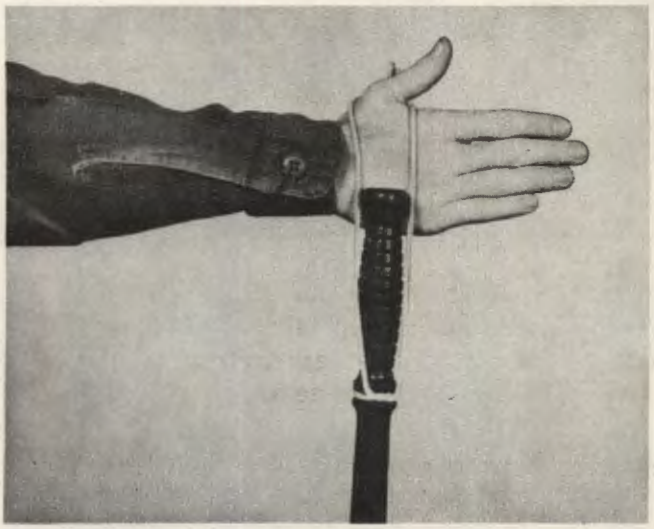

Figure F-5. Baton grip—Thong across back of hand.



Figure F-6. Baton grip—A firm grip.

F-12. On Guard Position

The on guard position is the ready position. It should not be maintained for unnecessary, prolonged periods of time since it is tiring to the body. To assume the position, the left foot is placed in advance of the right. The feet are spread apart and the knees slightly bent. The right hand and butt end of the baton are placed snugly against the hip. The body is bent slightly forward at the waist. The left arm is bent sufficiently to provide for a thrust. The baton is pointed at throat level (fig F-9 and F-10).

Figure F-7. Parade rest.

Figure F-8. Port position.

F-13. Short Thrust

The short thrust is accomplished from the on guard position. The body is thrust forward rapidly by advancing the left foot. The left arm is snapped straight, driving the striking end of the baton into one selected vulnerable area of the opponent's body. *NEVER DIRECT THE THRUST DIRECTLY AGAINST THE CENTRAL THROAT AREA, SINCE IT CAN CAUSE PERMANENT INJURY OR DEATH!* The position of on guard is again assumed after delivering the short thrust (fig F-11).

F-14. Long Thrust

The long thrust is accomplished from the on guard position. The body is advanced rapidly forward by advancing the right foot. The baton is held in the right hand. The baton is snapped forward driving the striking end of the weapon into a vulnerable point of the opponent's body. *NEVER DIRECT THE THRUST DIRECTLY AGAINST THE CENTRAL THROAT AREA, SINCE IT CAN CAUSE PERMANENT INJURY OR DEATH!* The position of on guard is again assumed after delivering the long thrust (Figure F-12).

F-15. Butt Stroke

a. Position for Butt Stroke. The butt stroke position is assumed from the on guard position. The right hand is elevated until the baton is almost parallel to the ground.

b. Execution of the Butt Stroke. The butt stroke is executed by advancing the body rapidly

Figure F-9. On guard (front view).

Figure F-10. On guard (side view).

with the right foot. The right arm is snapped straight and the butt end of the baton is driven to the left, striking the opponent's shoulder, chest or jaw. The left hand is kept even with the left shoulder. *THE BUTT STROKE MAY BE FATAL TO THE OPPONENT IF EITHER THE SIDE OF THE NECK OR THE HEAD ARE STRUCK.* After delivering the butt stroke, the on guard position is again assumed (fig F-13 and F-14).

F-16. The Baton Smash

The baton smash may be accomplished either from the parade rest, port, or on guard positions.

a. Preparatory Position. From either position, the baton is moved to a position horizontal to the ground and approximately chest high.

b. Executing the Smash. The smash is executed by advancing the left foot rapidly.* Both arms are snapped straight, smashing the length of the baton across the opponent's chest. After delivering the smash, the position of on guard is assumed (fig F-15 and F-16).

F-17. Defense Against Blow to Left Side of Head

The defense against an armed opponent's blow to the left side of the head is accomplished in a manner to facilitate self-defense and to discourage or disperse the opponent.

*Left-handed personnel may be more comfortable advancing the right foot.

Figure F-11. Short thrust.

a. Blocking Blow. From either the parade rest, port, or on guard positions, smartly snap the left hand to the left side of the body and the right hand up and to the left. The baton is then in a semivertical position which blocks the opponent's blow (fig F-17).

b. After Blocking, Position for Counterblow. Immediately after blocking the opponent's blow, snap both arms up and level with the baton. The left hand near the left shoulder and the right hand to the front of the left shoulder. The grip end of the baton is pointing towards the opponent. The position now assumed is the position for the execution of the baton jab or smash (fig F-18).

c. Executing the Baton Jab or Smash. The body is driven forward. The right hand is snapped straight, driving the grip end of the baton into the opponent's upper body, but avoiding the head. After delivering the jab or smash, the position of on guard is assumed (fig F-19).

F-18. Defense Against Backhand Blow

The backhand blow delivered by an opponent can be blocked from either the positions of parade rest, port, or on guard.

a. Blocking the Backhand Blow. Snap both arms out, and to the right front of the body. The left hand is elevated over the right hand so that the grip end of the baton is pointing down. This position will block the opponent's blow (fig F-20).

b. After Blocking, Position for Counterblow. Immediately after blocking the opponent's blow, snap the right hand up near the right shoulder. The left hand is moved down and to the front of the chest. The striking end of the baton should

Figure F-12. Long thrust.

Figure F-13. Butt stroke (preparatory position).

be pointing slightly to the left front and toward the opponent. The position now assumed is the position for the execution of the butt stroke (fig F-21).

c. Executing the Butt Stroke. The body is rapidly advanced forward by the right foot. The right hand is driven forward and to the left. The left

Figure F-14. Executing the butt stroke.



Figure F-15. Position for the baton smash.

hand is maintained in place as the baton is driven against the side of the opponent's shoulder, chest or jaw. *THIS ATTACK CAN PRODUCE A FATAL INJURY IF ANY OTHER AREA OF THE HEAD IS STRUCK* (fig F-22).

Figure F-16. Execution of the smash.

Figure F-17. Blocking blow, left side.

F-19. Defense Against the Long Thrust

The long thrust can be countered from the parade rest, port, or on guard positions.

a. Blocking the Thrust. The left hand is moved across the body toward the left. The right hand is moved smartly down and toward the left. The opponent's weapon is engaged and deflected to the left and away from the body (fig F-23).

Figure F-18. Position for the counterblow.

Figure F-19. Execution of the jab.

Figure F-20. Blocking the backhand blow.

Figure F-21. Position for counterblow.

b. Preparation for the Counterblow. As soon as the opponent's weapon has been deflected, allow the left hand to slide down to the right hand. The riot baton and body are now positioned for delivering a counterblow against a vulnerable point of the opponent (fig F-24 and F-25).

F-20. Defense Against the Overhand Stab

This defensive tactic can best be accomplished from the parade rest, port or on guard position.

Figure F-22. Executing the butt stroke.

Figure F-23. Blocking the thrust.

a. Blocking the Stab. As the opponent stabs downward, the body is moverd to the rear by withdrawing the left foot. The left hand is allowed to slide down the baton to the right hand and the baton is raised up over the left side of the body. The baton is brought down and snapped

Figure F-24. Preparation for counterblow.



Figure F-26. Defense against overhand stab.

Figure F-25. Counterblow.

Figure F-26. — Continued.

against the opponent's wrist or forearm, disarming him (fig F-26).

b. Preparation for Counterblow. After disarming the opponent, allow the left hand to slide back up to its original position on the baton and prepare to execute the baton smash (fig F-26).

F-21. Defense Against the Upward Thrust

The upward thrust may be blocked effectively from the parade rest, port, or on guard positions.

a. Blocking the upward thrust. The riot baton is brought quickly to a position parallel to the

ground and approximately 6 inches from the lower chest. Both arms are snapped straight down driving the length of the baton downward striking the opponent's wrist (fig F-27).

Figure F-27. Blocking the upward thrust.

b. Preparation for the Counterblow. As the opponent drops his weapon, both hands are snapped up and close to the shoulders. The baton is held across the chest. The counterblow is launched by moving forward with the right foot. The baton smash is executed (fig F-28).

F-22. Defense Against the Unarmed Man

The riot baton is extremely effective when used against an aggressive violent individual. These defensive tactics may be performed from all three basic positions:

a. Defense Against Left-Handed Blow. The body is moved slightly to the rear by withdrawing the left foot (fig F-29). The baton is moved smartly from the port position and a counterblow delivered against the opponent's shoulder or collar bone (fig F-30).

b. Defense Against Right-Handed Blow. The body is moved slightly to the rear by withdrawing the left foot (fig F-31). The baton is carried smartly downward across the body striking the forearm of the opponent (fig F-32).

Figure F-28. Preparation for the counterblow.

Figure F-29. Defense against left-handed blow.

c. To Break the Grasp of an Opponent. If the soldier is grabbed by an opponent, the baton can be effectively employed as a defensive weapon. The baton can be jabbed into the groin or stomach of the opponent (fig F-33).

Figure F-30. Execution of counterblow.

Figure F-32. Execution of counterblow.



Figure F-31. Defense against right-handed blow.

Figure F-33. Breaking the grasp of an opponent.

d. Preventing the Opponent From Rearming. Once an opponent has been disarmed, he must not be allowed to regain his weapon (fig F-34). Any blow delivered to a vulnerable point of the body is effective.

F-23. Baton Come-Along

a. Step One. Grasp the center of the baton with the right hand. Rotate the baton to a position that is on line with the right arm and pointed toward the opponent (fig F-35).

b. Step Two. Thrust the baton between the opponent's legs with the right arm. Rotate the

Figure F-34. Preventing the opponent from rearming.

Figure F-36. Step two, baton come-along.

Figure F-35. Step one, baton come-along.

Figure F-37. Step three, baton come-along.

right hand to a position in which the palm is turned upward. Pull back and up, placing the baton across the upper thighs of the opponent (fig F-36).

c. Step Three. With the left hand, reach up and grasp the opponent's collar near the back of his neck. To move the opponent, the right hand is maintained as straight as possible and upward pressure is exerted from the shoulder. Si-

multaneously, pressure is applied forward with the left hand. The opponent is kept up and off-balance, to his front (fig F-37).

F-24. Hammerlock Come-Along

a. Step one. With the baton held in the right hand, step forward, placing the striking end of the baton between the opponent's left arm and body. As the baton passes to the rear of the opponent's body, push upward and to the rear (fig F-38).

b. Step two. Reach across the opponent's left shoulder with the left hand and grasp the striking end of the baton (fig F-39).

c. Step three. Pivoting on the ball of the left foot, move to the opponent's left rear. Simultaneously exert downward pressure on the striking end of the baton with the left hand in the direction of the opponent's left front. Exert upward pressure on the grip end of the baton with the right hand. Bend the opponent well forward at the waist (fig F-40).

d. Once the opponent has been subdued, hold the baton firmly with the right hand, release the left hand and reach across the striking end of the baton and grasp the right side of his face under the jaw bone. With the left hand, force the opponent's face to the left, straightening him up. To apply pressure, press downward with the left upper arm across the striking end of the baton and pull upward with the right hand on the grip of the baton.

F-25. In Place of Hand Irons

The riot baton may be used instead of hand irons or other restraining device to secure an offender

Figure F-38. Step one, hammerlock.

and as a come-along hold at the same time. Have the opponent cross his hands behind his back and slip each hand through the leather thong on the riot baton. By twisting the baton until all of the slack is gone, the come-along can be tightened or loosened according to the degree of pressure required to secure the opponent. The left hand grasps the left shoulder or the clothing over the shoulder of the opponent and the opponent is pulled backward slightly so that he cannot pull away from the baton end, which is pressed against the small of the back (fig F-41 and F-42).

Figure F-39. Step two, hammerlock.



Figure F-41. Baton in place of hand irons.

Figure F-40. Step three, hammerlock.

Figure F-42. Come-along.

APPENDIX G

CROWD CONTROL FORMATIONS

Section I. INTRODUCTION

G-1. General

Crowd control formations can be used effectively in many disturbance situations. When properly employed and effectively executed, they represent one of the most practical methods of controlling and dispensing the massed crowd. They are particularly effective against large crowds because they provide to the control force, the capability of splitting the crowd or mob into manageable segments.

G-2. Limitations

Commanders must realize the limitations of formations. Formations are not the answer to all disturbance situations. Troops should not be subjected to unnecessary sniper fire and violent tactics of agitators simply to impress the people with a show of force. When small, dispersed mobs are rampant in an area of operations, formations will be of little value. Further, it should be understood that even when a large mob has been split up, the problem is not necessarily solved. It should not be assumed that rioters have given in and returned to peaceful activities. It may well be that the small elements breaking away from the large mob will enlarge in small dispensed mob tactics such as sniping, looting, and burning. Commanders then, of necessity, must consider the techniques of building search, saturation patrolling, and other tactics.

G-3. Modification

Experience has shown that formations, to be effective, must be tailored to meet the situation. The 30 inch interval between members of the formation may not be sufficient in some situations and may need to be expanded. Some police forces have discovered that a greater interval makes members less susceptible to injury from thrown objects. Whatever the modification, troops must first be proficient in the basic movements discussed in this appendix to be able to react or adjust to a changing situation.

G-4. Types of Formations and Their Uses

Lessons learned from recent civil disturbances in CONUS indicate that the most frequently used formations are the line, the wedge and the echelon. The line formation is used more because of its offensive and defensive purposes.

a. Line.

(1) As an offensive formation, the line is used to push or drive crowds straight back or across an open area or up a city street.

(2) As a defensive formation, the line is used to hold the riotous group or deny access to restricted streets or areas.

b. Echelon, Right or Left. An offensive formation used to turn groups in either open or built-up areas, and to move crowds away from buildings, fences, walls, etc.

c. Wedge. As an offensive formation, the wedge is used to penetrate and split crowds.

d. Diamond.

(1) As an offensive formation, the diamond is used to enter a crowd and is suitable for the purpose of apprehending ring leaders.

(2) As a defensive formation, the diamond is used when all-around security is required.

e. Circular. The circular formation may be used for the same purposes as the diamond. The choice for use of either depends on the conformation of the crowd.

G-5. Weapons Used in Formations

a. Riot Baton. The riot baton may be utilized by troops in crowd control formations. The riot baton may also be used in combination with the rifle by having the element confronting the crowd armed with riot batons and the support element or reserve armed with rifles and bayonets.

b. Rifle. The rifle may also be used in crowd control formations.

c. Sniper Rifle. Each company should have one sniper rifle which is carried by a selected marksman to fire at specific targets as directed by a responsible individual and authorized under the criteria for use of deadly force.

d. Hand Weapons. Hand weapons may be carried by commanders, drivers, grenadiers, and other personnel when it is impractical to carry rifles. They are used as defensive weapons.

e. Disperser, Riot Control Agent, Portable, M33. Normally, each platoon, when committed, may have one portable riot control agent disperser which may be carried by a member of the platoon headquarters. The disperser can be used singly or in battery as directed by the platoon leader or company commander.

f. Shotgun. One riot shotgun may be issued to each squad and should be carried by the squad leader or his designated representative. It is used to engage selected targets when use of deadly force is justified and a short range weapon is advisable.

g. Riot Control Agents. For a detailed discussion of riot control agents and their employment, see chapter 6.

Note. The basis for issue of certain special weapons named above is contained in appropriate civil disturbance plans and is not designated to limit the prerogatives of the commander.

G–6. Position for Carrying Weapons

At the discretion of the unit commander the civil disturbance control force may carry their weapons in any of the positions prescribed by FM 22–5. Port arms is especially useful for resting troops in support positions and not in direct contact with the crowd. The positions for safe port, safe guard, and on guard are described and illustrated below and pertain to the M16 rifle, but the M14 rifle and the M1 rifle are equally suited by modifying the hand grasps where necessary. The following positions are used as indicated:

a. Safe Port.

(1) *Command.* SAFE PORT (one count).

(2) *Position* (fig G–1).

(*a*) Right hand grasps the small of the stock with the right forefinger to the rear of the pistol grip.

(*b*) Left hand grasps the weapon just below and touching the upper sling swivel, hand around the sling, sling facing out.

(*c*) Upper left arm is parallel to the ground, and forearm is as perpendicular to the ground as body conformation permits.

(*d*) Right elbow is held as close to the body as body conformation permits.

(*e*) Heel of the rifle butt is held slightly to the right of the right breast pocket.

(*f*) Weapon is held just diagonally enough across the body to permit the individual to look straight to the front over the right side of the magazine well.

(3) *Use.*

(*a*) The safe port position is extremely useful in making a show of force. In this elevated position bayonets can be seen by the participants in the rear of the group. The sight of bayonets can create an impression of strength and numerical superiority.

(*b*) Troops move into and assemble from all crowd control formations with weapons in the safe port position. Troops will automatically assume the safe port position on the preparatory command for a crowd control formation and on command of "ASSEMBLE."

(*c*) Commanders should use the safe port position to impress rioters. However, troops should not be required to maintain the position for extended periods of time as it is very tiring.

b. Safe Guard.

(1) *Command.* SAFE GUARD (one count).

(2) *Position* (fig G–2).

(*a*) Right hand grasps the small of the stock, holding weapon waist high, positioned so that the small of the stock is against the right waist; butt of the stock extends to the rear of the buttocks.

(*b*) Left hand grasps the handguard just to the rear of the upper sling swivel; hand is around the sling; sling is facing down; left arm is slightly bent, left forearm parallel to the ground.

(*c*) Bayonet is raised to throat level.

(*d*) When at the halt, the feet are together as in the position of attention.

(3) *Use.* The safe guard position is one of semireadiness. It is less tiring than the on guard position and should be used to rest troops when circumstances permit. For example, as troops advance, they should maintain the safe guard position until just before contact is made or resistance is expected and then should be ordered to the on guard position. The safe guard position can also be used when troops are pursuing a crowd withdrawing without resistance.

Figure G–1. Safe port.

c. On Guard.

(1) *Command.* ON GUARD (one count).

(2) *Position* (fig G–3).

(*a*) The right hand grasps the pistol grip, the inner part of the forearm against the stock pressed snugly against the right hip, heel of the butt is even with the right seam of the trousers.

(*b*) Left hand remains just below and touches the upper sling swivel, sling facing down, left arm slightly bent.

(*c*) When at the halt, the feet are shoulder width apart, left heel on line with the right toe pointed at the crowd; knees slightly bent; body leaning slightly forward at the waist; hips level, bayonet pointed at throat level. When assuming the ON GUARD position, a resounding stomp is made with the left foot.

(3) *Use.*

(*a*) On guard is a position of complete readiness and should be used whenever troops are in contact with a group which is showing any kind of resistance or hesitance to withdraw.

(*b*) It is a tiring position to maintain for extended periods of time. Troop commanders should rest troops at every opportunity by using less tiring positions.

G–7. Normal Preliminary Procedure

A surprise, formidable appearance commonly known as a show of force normally provides the greatest advantage to the control force. Frequently, a show of force is all that is needed to disperse a crowd. The following procedures are used:

a. When arriving by truck, troops dismount and assemble at a point beyond the sight of the crowd. The point is as near as practicable to save time and conserve troop energy, and yet far enough to insure security.

b. When using helicopters as a method of transporting troops to the scene of the disorder, the psychological impact of their use should not be overlooked. Where feasible, troops should dismount from the helicopter in sight of the crowd but far enough away to preclude damage to the aircraft by thrown objects. The first echelon to dismount from the aircraft acts as a security element for the landing area.

c. If armed with rifles, the troops fix bayonets on order. Orders to lock and load weapons should be issued to the troops only under extreme circumstances when the criteria for the use of deadly force have been met.



Figure G-2. Safe guard.

d. The unit marches in column formation a reasonably safe distance from the crowd and within plain view of it. The unit halts and remains in formation. The commander decides on what crowd formation he desires for the situation. On the preparatory command of the crowd control formation, the troops automatically assume the SAFE PORT position (para G-6) and on the command of execution MOVE, form the formation. Once the troops are in the crowd control formation, the commander commands SAFE GUARD and issues the proclamation (app B). Following the proclamation, the commander informs the participants that they have a specific time in which to comply with the order to disperse. If the participants fail to disperse within the given time, the commander employs measures necessary to disperse the crowd.

e. It must be remembered by the commanders that when giving the SAFE GUARD and ON GUARD commands, the commands are for the assault element only. When using squads in support (para G-20 through G-31) and the command for SAFE GUARD and ON GUARD are given, the support squads automatically assume the PORT ARMS position when the command of SAFE GUARD is given to the assault element. If the squads are in general or lateral support and are commanded to another support position; i.e., general to lateral or lateral to general support,



Figure G-3. On guard.

the support squads assume the SAFE PORT position and move to the new support position and are then commanded to the PORT ARMS by the commander. When the command of ON GUARD is given to the assault element, all members in the support elements also give the resounding stomp with the left foot (para G-6c) when the assault element goes into the ON GUARD. On the command of FORWARD MARCH, the support elements maintain the same half step cadence as the assault element.

f. Rooftops should be secured to prevent troops from being exposed to sniper fire from these vantage points. Helicopter observation is one method of visually securing rooftops. Actual physical presence is another. When control force personnel are physically stationed in high buildings or on rooftops, all members of the control force should be informed to avoid the possibility of such personnel being mistaken for sniper elements.

G-8. Special Preliminary Procedure

If rioters are known to be well-armed, the commander may not make a show of force, but may launch a riot control agent attack from covered or concealed positions.

G-9. Unit Organization for Crowd Control Formations

The formations covered in this appendix (12-man squad, 4-squad platoon, 3-squad platoon, 3-platoon company with 4-squad platoons) are used for illustration only and are not intended to require unit reorganization. For example, a 10-man squad is easily adapted to the illustrations shown in figures G-6 through G-27 and also in figure G-38 by deletion of appropriate squad members and by repositioning designated leaders accordingly. Any size squad, platoon, or larger unit can be employed and crowd control of formation adapted to fit unit organization.

G-10. Commands

a. Oral Commands.

(1) The commands, SAFE PORT, SAFE GUARD, and ON GUARD are given in one count.

(2) All other commands are given in two counts, with a preparatory command followed by a command of execution.

(3) Oral commands cannot be totally relied upon. Alternate methods of communicating commands should be planned for.

b. Hand Signals. When necessary, arm and hand signals should be used by commanders in conjunction with oral commands. Arm and hand signals for crowd control formations may be given as follows:

(1) *Line.* Raise both arms to the side until horizontal, arms and hands extended, palms down.

(2) *Echelon right (left).* Extend one arm 45° above and the other 45° below the horizontal, arms and hands extended. The upper arm indicates the direction of echelon when facing the troops.

(3) *Wedge.* Extend both arms downward and to the sides at an angle approximately 45° below the horizontal, arms and hands extended, palms down and inward.

(4) *Diamond.* Extend both arms above the head, elbows bent slightly and fingertips touching.

(5) *Circular.* Start with the diamond signal, follow with a circular motion of the right arm.

G-11. Cadence

a. The normal cadence for movement into and assembly from all crowd control formations is double time (180 steps per minute) in the safe port position.

b. The normal cadence for movement of troops while in any crowd control formation at safeguard is at quick time (120 steps per minute). While in the on guard position, the cadence is approximately 60 steps per minute. For psychological effect, an on guard step will be executed by accentuating each step on the left foot with a resounding stomp.

c. Cadence may be increased or decreased at the discretion of the unit commander to meet varying situations. For example, a quick time cadence may be necessary to keep pressure on a crowd when the crowd is withdrawing, (Safeguard position).

d. The unit will be ordered into or assembled from crowd control formations from the halt. As each man reaches his proper position, he automatically faces in the direction of the unit's intended advance and comes to a halt. He remains at the halt in the safe port position and awaits further orders.

G-12. Position of Commander and Leaders

a. When in column, the commander at each echelon normally assumes his position at the head of the column.

b. When in crowd control formations, squad leaders and their assistants, platoon leaders and their assistants, and company commanders take positions in the rear of the assault elements of their respective units where they can best direct and control their units. In the illustrations of crowd control formations, the platoon and squad leaders are not shown uniformly in order to illustrate the flexibility of their positions behind the formations. For symbols used in this manual only concerning crowd control formations, see figure G-4.

c. When in column, messengers (radio operators), selected marksmen, disperser men, and other members of platoon headquarters normally take positions at the front of the column.

d. When a unit is in a crowd control formation, headquarters personnel at the discretion of the unit commander are positioned near the commander. If the situation precludes this, they may be positioned behind the assault element.

G-13. Interval and Distance

a. Interval is the lateral space between elements and distance is the space between elements in column. The normal interval and distance between men in crowd control formations are one pace (30 inches) as indicated in figure G-5.

b. The interval and distance may be adjusted to meet particular situations (para G-3).

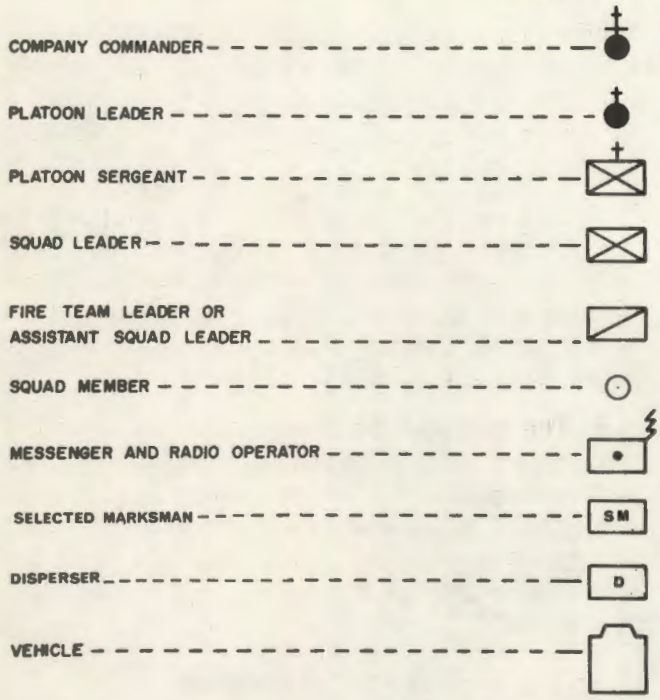

Figure G-4. Key to symbols used in illustrations of crowd control formations.

c. In any echelon formation with normal interval and distance, the angle made by the formation and the route of advance will be approximately 45°. The angle formed by the two wings of any wedge formation will be approximately 90° when normal interval and distance are used.

G-14. Masking Procedures

When it is necessary to use riot control munitions to disperse an unruly mob, or when intelligence

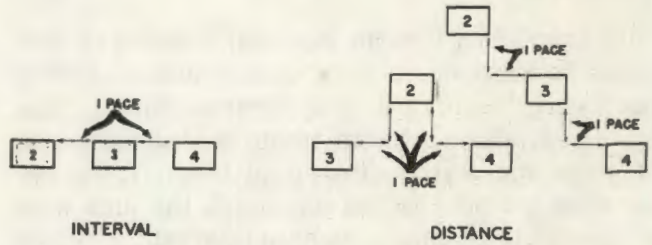

Figure G-5. Interval and distance.

indicators point to mob use of riot control agents or related hazardous chemicals, protective masks will have to be worn. A key consideration in this regard is not to break formations while troops are masking. Consistent with the security of the troops, any of the following methods may be employed:

a. Every other man drops back one or two paces, dons, clears and checks his mask, then resumes his place in the formation. The other half of the formation then performs the same act.

b. Remaining in formation, troops in every other squad put on their masks. Then remaining troops don their masks.

c. If there is sufficient space between troops and a crowd, all men may don their masks at the same time.

d. Reserve units put on masks and replace units in the line. This act is repeated until all troops are masked and a new reserve is constituted.

e. When chemicals have been used by rioters, or early use of riot control agents is anticipated by the troop commander, troops may be ordered to mask prior to commitment.

Section II. SQUAD FORMATIONS

G-15. General

When executing squad crowd control formations from the column, the squad leader takes one or more steps to the right of the squad and faces his squad. He gives the arm and hand signal for the formation desired and gives the preparatory command and on the command of execution MOVE, he points to the location at which he desires the formation to be formed. The squad forms on the position of the number 2 man (base man) of the squad.

G-16. Squad Line

a. Command. SQUAD AS SKIRMISHERS, MOVE.

b. Execution.

(1) At the command of execution, the base man advances to the position designated by the squad leader. The men aline themselves in sequence on line with the base man, one pace to the right (left) of each preceeding man, (fig G-6 and G-6—cont).



Figure G-6. Squad line.



Figure G-6 — Continued.

(2) If the commander desires and the situation requires, he may designate a specified number of paces between men in the formation by so indicating in his preparatory command. Experi-

ence has shown that an extended interval of two paces between skirmishers is desirable if troops are being bombarded with thrown objects. The increased interval allows troops additional room to dodge the objects thrown at them. If no interval is specified in the command, the unit will automatically assume a one-pace interval.

G-17. Squad Echelon Right (Left)

a. Command. SQUAD ECHELON RIGHT (LEFT), MOVE.

b. Execution. At the command of execution, the base man advances to the position designated by the squad leader. The men aline themselves in sequence on the base man, one pace to the right (fig G-7) or left (fig G-7—cont) and one pace to the rear of each preceding man.



Figure G-7. Squad echelon.

G-18. Squad Wedge

a. Command. SQUAD WEDGE, MOVE.

b. Execution. At the command of execution, the base man advances to the position designated by the squad leader. Even-numbered men aline themselves in sequence on the base man, one pace to the right and one pace to the rear of each preceding man. Odd-numbered men aline themselves in sequence on the base man, one pace to the left and one pace to the rear of each preceding man (fig G-8).



Figure G-7 — Continued.

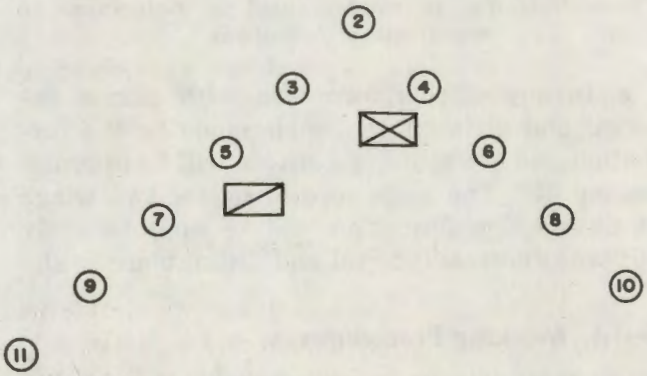

Figure G-8. Squad wedge.

G-19. Assembling a Squad

a. Squad Line. When assembling the squad from the line formation, the squad leader takes a position a sufficient distance to the rear of the squad and gives the command of SQUAD ASSEMBLE, at the same time raising his right hand in the air and making a circular motion. The members of the squad hearing the command automatically come to the SAFE PORT position; the number two man does an about face and the other members of the squad do a facing movement toward the base man. On the command of execution MOVE, the squad leader points to the place he desires the base man to assemble (to the front or rear of the squad leader). The base man double times to the designated spot and the other members of the squad follow the base man. Once back in the column formation, they are given PORT ARMS.

b. Squad Echelon Right (Left). Squad leader does the same as for the line; base man does an about face and all members of the squad do either a half left face (echelon right) or a half right face (echelon left) and follow the base man.

c. Squad Wedge. Squad leader does the same as for the line and echelons; base man does an about face; all even numbered men do a half left; odd numbered men a half right and follow the base man in sequence.

Section III. PLATOON FORMATIONS (4-SQUAD)

G-20. General

a. Platoon headquarters should consist of the following four persons: (For their positions in crowd control formations, see figure G-9).

(1) Platoon leader.
(2) Platoon sergeant.
(3) Selected marksman.
(4) Messenger (radio operator).

b. When directed by the platoon leader, other persons such as operators of portable riot control agent dispersers and firefighting apparatus may augment the platoon headquarters.

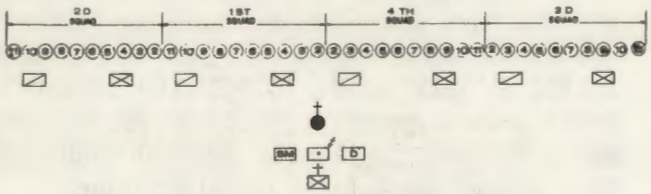

Figure G-9. Platoon line.

c. In forming all crowd control formations from the column, the platoon leader moves out to the right of the platoon and faces them when giving his commands. He gives the arm and hand signal and the preparatory command and on the command of execution MOVE, points to the approximate location at which he desires the platoon to form. The platoon leader should pause between his preparatory command and command of execution to permit each squad leader to issue a preparatory command to his squad.

G-21. Platoon Line

a. Command. PLATOON AS SKIRMISHERS, MOVE.

b. Execution. Immediately following the platoon leader's preparatory command, the squad leaders of the 1st and 4th squads command FOLLOW ME. The squad leaders of the 2d and 3d squads command STAND FAST. At the platoon leaders command of execution MOVE, the 1st and 4th squads move forward to the point designated by the platoon leader, the number 2 man of the 4th squad being the base man for the platoon formation. The 4th squad forms a squad line to the right of the base man and the 1st squad forms a squad line to the left of the base man, dressed on the 4th squad. After the 1st and 4th squads have cleared the platoon, the 2d and 3d squad leaders command FOLLOW ME, the 2d squad forming a squad line left on the 1st squad and the 3d squad forming a squad line right on the 4th squad, all squads dressing on the 4th squad (fig G-9).

c. Assembling the Platoon. When assembling the platoon from the platoon line formation, the platoon leader with his platoon headquarters takes a position a sufficient distance to the rear of the platoon and gives the command of PLATOON ASSEMBLE, raising his right arm and making a circular motion above his head. The members of the platoon hearing the command automatically assume the safe port position. All squad leaders go to their number 2 men and face the platoon leader. All number 2 men do an about face and all other members of the squads do a facing movement toward their number 2 man. On the platoon leader's command of execution MOVE, he points to the location he desires the platoon to assemble; the squad leaders of the 4th and 3d squads command FOLLOW ME and together they move toward the platoon leader. As the 4th and 3d squads clear the line formation, the 1st and 2d squad leaders' command FOLLOW ME and together they move toward the platoon leader dressing to the left of the 4th and 3d squads. All squads halt automatically behind the platoon headquarters and dress. Once the squads are in column, the platoon leader commands PORT ARMS.

NOTE. If the platoon leader desires the platoon to be facing back in the direction of the crowd control formation, he commands COUNTER-COLUMN, MARCH.

G-22. Platoon Line With Two Support Squads

a. General Support. Whenever the command for establishing a crowd control formation contains the phrase, IN SUPPORT, without modification, it means that the support element is to remain in *general support.*

(1) *Command.* PLATOON AS SKIRMISHERS, 2d AND 3d SQUADS IN SUPPORT, MOVE.

(2) *Execution.* The 1st and 4th squads execute the line, while the 2d and 3d squads remain in the column; number 2 man of the 4th squad is the base man of the formation (fig G-10).

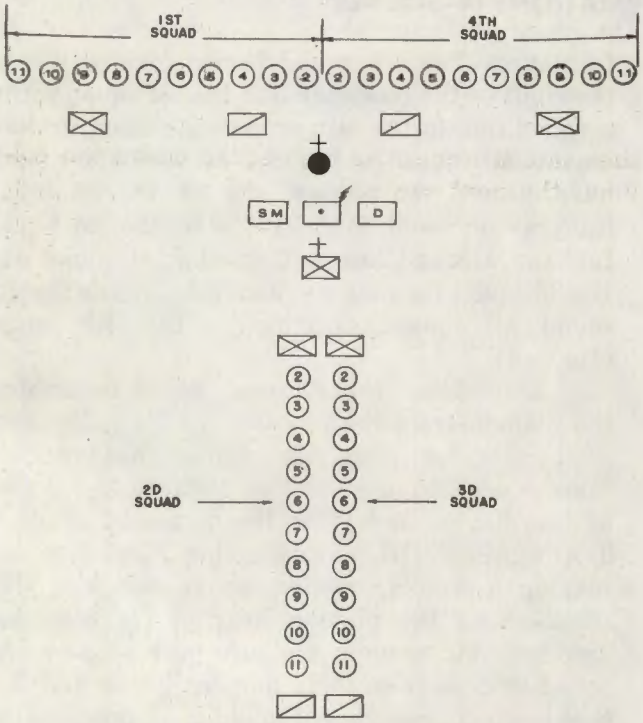

Figure G-10. Platoon line with two squads in general support.

(3) *Assembly.* To assemble the platoon with two squads in general support, the procedure is the same as for the platoon line with the exception that the 2d and 3d squads do a countercolumn, then the 4th squad dresses to the right of the 3d squad and the 1st squad dresses to the left of the 2d squad.

b. Lateral Support.

(1) *Command.* PLATOON AS SKIRMISHERS, 2d AND 3d SQUADS IN LATERAL SUPPORT, MOVE.

(2) *Execution.*

(*a*) The 4th and 1st squads execute the line as before, while the 2d and 3d squads stand fast. After the line has been formed by the 4th and 1st squads, the squads leaders of the 2d and 3d squads command FOLLOW ME; the 2d and 3d squads move out to their respective flanks, the 2d squad forming a column behind the last man on the line to the left and the 3d squad forming a column behind the last man on the line to the right (fig G-11).

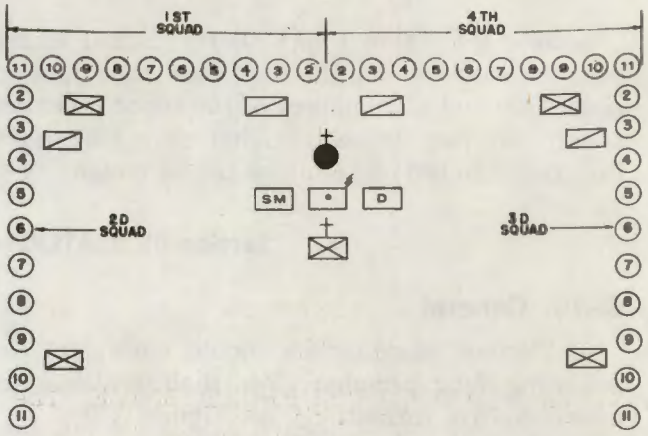

Figure G-11. Platoon line with two squads in lateral support.

(*b*) Similarly, the 2d and 3d squads may be committed from general to lateral support at any time by the platoon leader. He commands 2d AND 3d SQUADS, LATERAL SUPPORT, MOVE.

(*c*) To have the 2d and 3d squads join the line from either general or lateral support, the platoon leader commands 2d and 3d SQUADS, EXTEND THE LINE, MOVE. The 2d and 3d squad leaders command FOLLOW ME. On command, MOVE, the squads establish individual lines closing and dressing on existing line.

(3) *Assembly.* To assemble the platoon from platoon line with lateral support is basically the same as the platoon line with the exception that the number 2 men of the 2d and 3d squads do a right and left face respectively toward their squad leaders. On the command of execution MOVE, the 4th and 3d squads move to the point designated by the platoon leader and as they clear the formation, the 1st and 2d squads move.

c. Close Support.

(1) *Command.* PLATOON AS SKIRMISHERS, 2d AND 3d SQUADS IN CLOSE SUPPORT, MOVE.

(2) *Execution.* The 1st and 4th squads execute a line as before. The 2d and 3d squads execute a similar line in the rear of the leading line and close in on the leading line. The men in the supporting line cover the intervals between men in the leading line (fig G-12). To accomplish this, the squad leaders of the 2d and 3d squad command STAND FAST. After the 1st and 4th squads are in position, the 2d and 3d squads form lines as indicated.

d. Assembling the Support Squads. To assemble the support squads from any position to general support, the platoon leader commands 2d

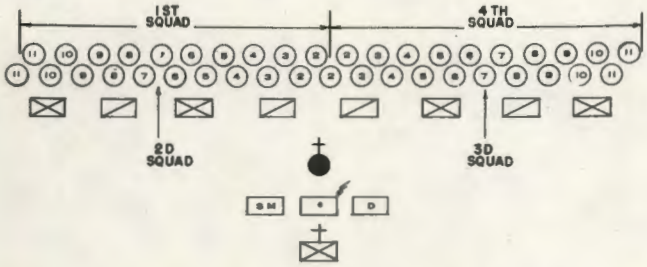

Figure G-12. Platoon line with two squads in close support.

AND 3d SQUADS IN SUPPORT, MOVE. The 2d and 3d squads then return to the column in the rear of the line formed by the other two squads.

G-23. Platoon Line With One Support Squad

a. Command. PLATOON AS SKIRMISHERS, 3d SQUAD IN SUPPORT, MOVE.

b. Execution. The 2d squad moves out and executes a squad line right. The 1st and 4th squads form lines on the 2d squad to left and right, respectively. The 3d squad remains in the column.

c. Use of Support Squad. The support squad may be used in lateral support on one or both sides of the formation, or as close support to any segment of the formation (fig G-13).

d. Assembly. To assemble the platoon from the 3d squad in support, the commander takes his position as before, and on the command MOVE, the 3d squad does a counter-column; the 4th squad dresses to the right of the 3d squad, the 1st and 2d squads then dress to the left of the 3d squad. When the 3d squad is in lateral support, the commander assembles the 3d squad first, then the 4th, 2d and 1st squads as before. The same procedure when the 3d squad is in close support.

G-24. Platoon Echelon Right

a. Command. PLATOON ECHELON RIGHT, MOVE.

b. Execution. Immediately following the platoon leader's preparatory command, the squad leader of the 1st squad commands FOLLOW ME. The squad leaders of the 2d, 3d, and 4th squads command STAND FAST. At the command of execution, the 1st squad moves out and executes an echelon right at the location designated by the platoon leader. As each squad clears the column, the next successive squad moves out individually and extends the echelon already formed by the preceding squad (s) (fig G-14).

c. Assembly. To assemble the platoon echelon right, the commander takes his position to the rear of the formation with the platoon headquarters; on the preparatory command of platoon assemble, all squad leaders go to their number 2 men and face the platoon leader. The number 2 man of the 1st squad does about face; the number 2 men of the 2d, 3d and 4th squads do a left face, and all other members of the platoon to a half left face. On the command of execution MOVE, the 1st squad moves first then the 2d squad, 3d squad and 4th squad, each squad dressing as it reaches the column formation.

G-25. Platoon Echelon Left

a. Command. PLATOON ECHELON LEFT, MOVE.

b. Execution. The platoon echelon left is formed in the same manner as the echelon right except in inverse order. The 4th squad is the base squad and the remaining squads extend the echelon in inverse sequence (fig G-15).

c. Assembly. Assembly of the echelon left formation is reverse of the echelon right; 4th squad assembles first, then 3d, 2d, and 1st.

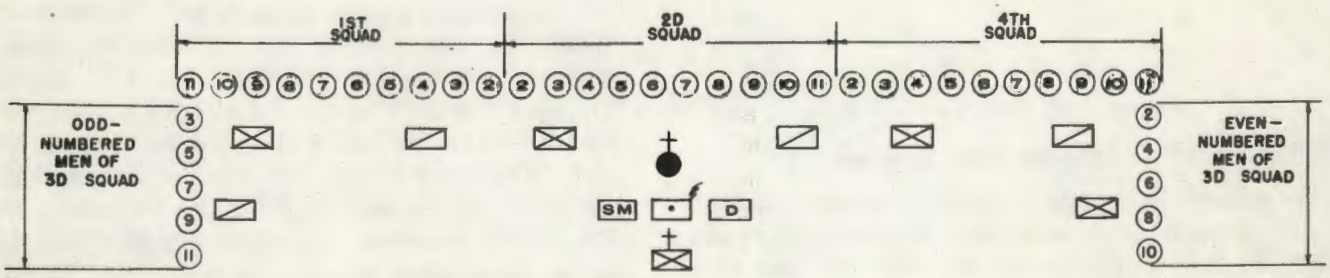

Figure G-13. Platoon line with one squad in lateral support.

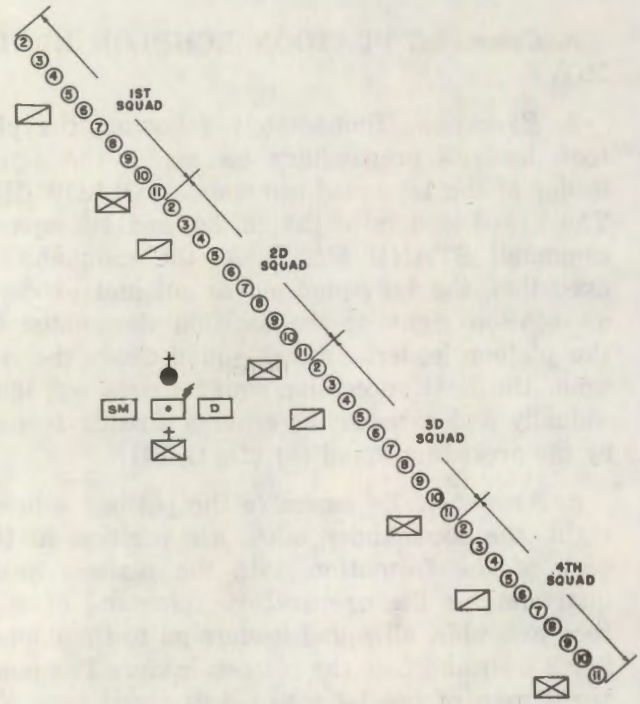

Figure G-14. Platoon echelon right.

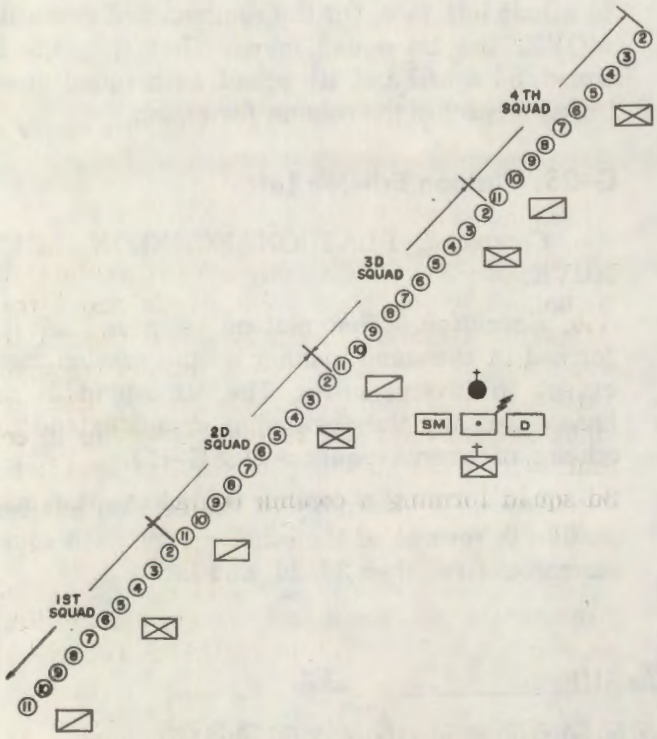

Figure G-15. Platoon echelon left.

G-26. Platoon Echelon With Support

The 2d and 3d squads are used in general, lateral, and close support with the echelon right and left in the same manner as with the line (fig G-16 through G-19). Assemble support squads first.

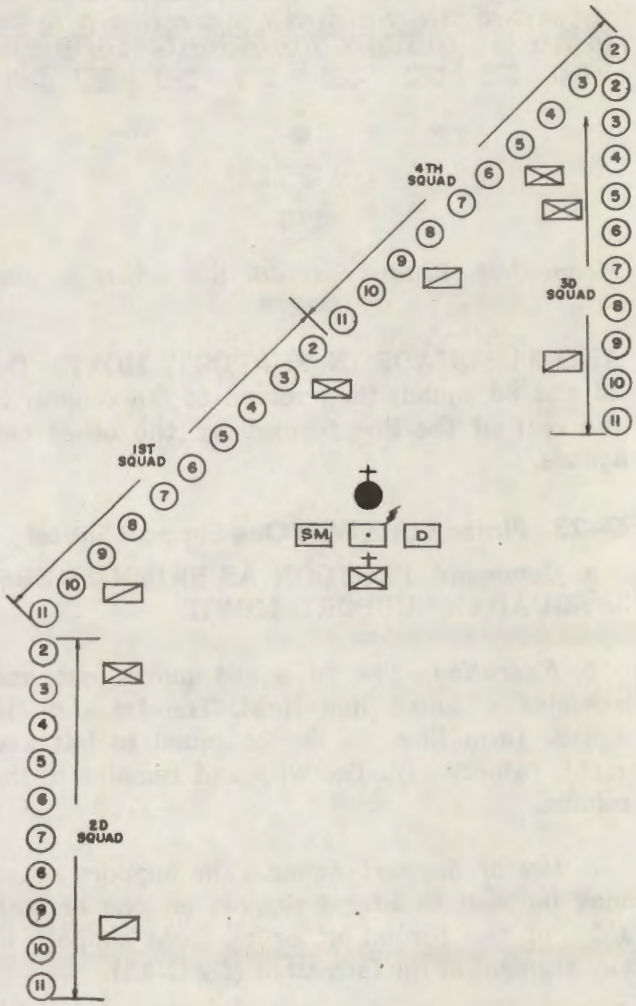

Figure G-16. Platoon echelon left with two squads in lateral support.

G-27. Platoon Wedge

a. Command. PLATOON WEDGE MOVE.

b. Execution. Immediately following the platoon leader's preparatory command, the squad leaders of the 1st and 4th squads command FOLLOW ME. At the same time, the squad leaders of the 2d and 3d squads command STAND FAST. On the platoon leader's command of execution, the 1st and 4th squads move directly to the front. When the last men of the 1st and 4th squads have cleared the front of the 2d and 3d squads, the squad leaders of the 2d and 3d squads command FOLLOW ME and move out to the left and right, respectively. The number 2 man of the 4th squad is the base man for the formation; the 4th squad executes an echelon right; the 1st squad an echelon left on the base man. The 2d squad forms an echelon left on the rear element of the 1st squad and the 3d squad forms an

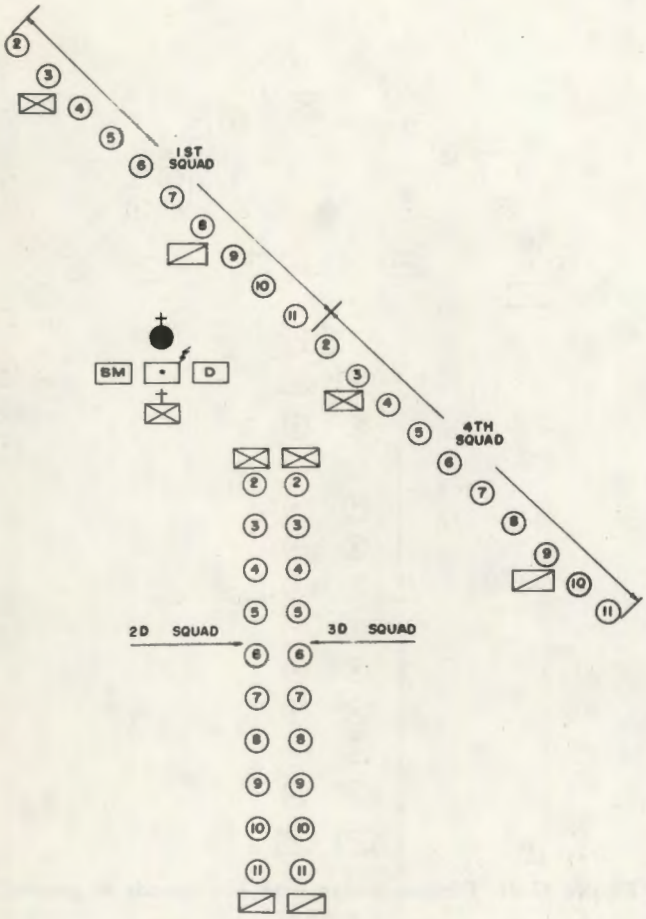

Figure G-17. Platoon echelon right with two squads in general suport

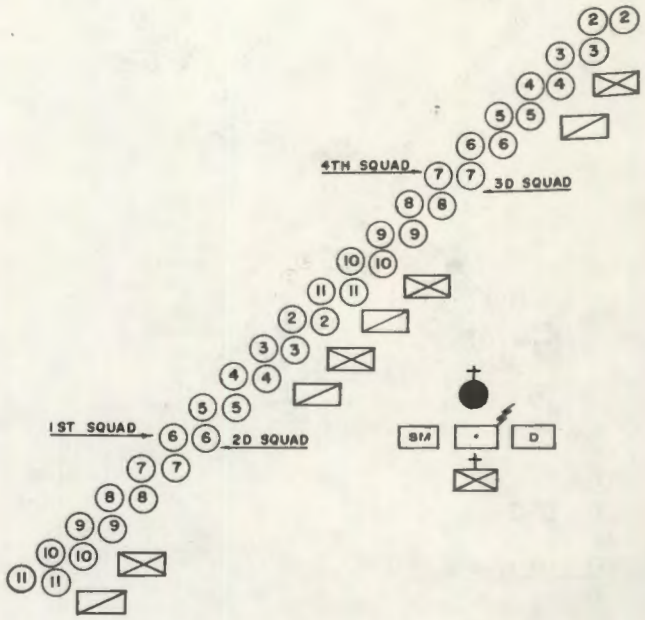

Figure G-18. Platoon echelon left with two squads in close support.

echelon right on the rear element of the 4th squad, completing the wedge formation (fig G-20).

c. Assembly. To assemble the wedge formation is basically the same as the platoon line. The 4th and 3d squads assemble first with the 1st and 2d squads assembling to the left of the 4th and 3d squads.

G-28. Platoon Wedge With Two Support Squads

a. General Support

(1) *Command.* PLATOON WEDGE, 2d AND 3d SQUADS IN SUPPORT, MOVE.

(2) *Execution.* The 1st and 4th squads execute the wedge while the 2d and 3d squads remain in the column (fig G-21).

b. Lateral Support.

(1) *Command.* PLATOON WEDGE, 2d AND 3d SQUADS IN LATERAL SUPPORT, MOVE.

(2) *Execution.*

(*a*) The 1st and 4th squads execute the wedge while the 2d and 3d squads stand fast. After the 1st and 4th squads have cleared the column, the 2d and 3d squad leaders command FOLLOW ME and move out to the left and right respectively; the 2d squad forming in column behind the last man of the 1st squad; the 3d squad forming a column behind the last man of the 4th squad (fig G-22).

(*b*) To commit the 2d and 3d squads from general to lateral support, the platoon leader commands 2d AND 3d SQUADS LATERAL SUPPORT, MOVE.

(*c*) To have the 2d and 3d squads join the wedge from either general or lateral support, the platoon leader commands 2d AND 3d SQUADS, EXTEND THE WEDGE, MOVE. The 2d and 3d squad leaders command FOLLOW ME and move out to the left and right and extend the wedge on the 1st and 4th squads, thus forming a platoon wedge.

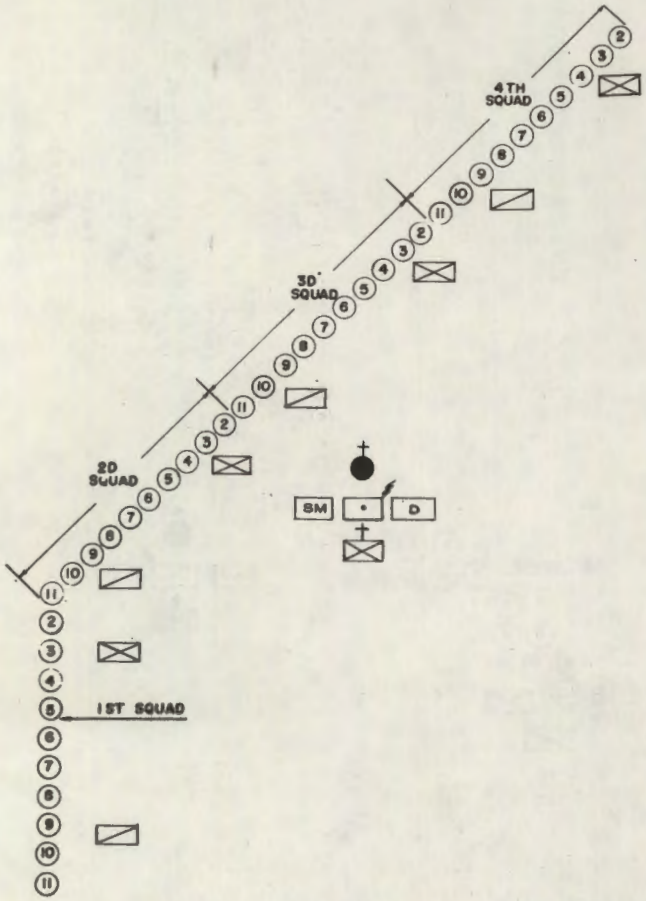

Figure G-19. Platoon echelon left with one squad in lateral support to the left.

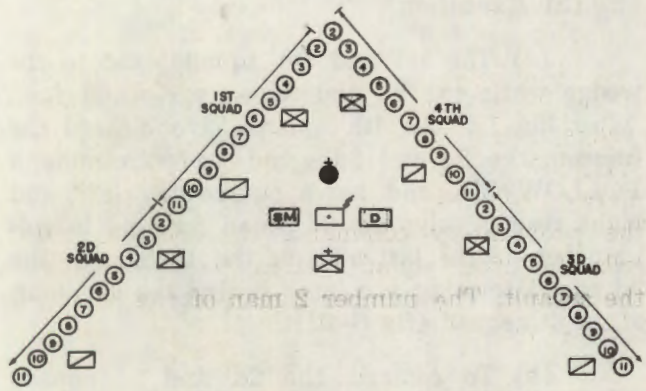

Figure G-20. Platoon wedge.

c. Close Support.

(1) *Command.* PLATOON WEDGE, 2d AND 3d SQUADS IN CLOSE SUPPORT, MOVE.

(2) *Execution.* The 1st and 4th squads execute a wedge. The 2d and 3d squads execute a similar wedge and close in on the leading wedge. The men in the supporting wedge cover the intervals between men in the leading wedge. To accomplish this, the squad leaders of the 2d and

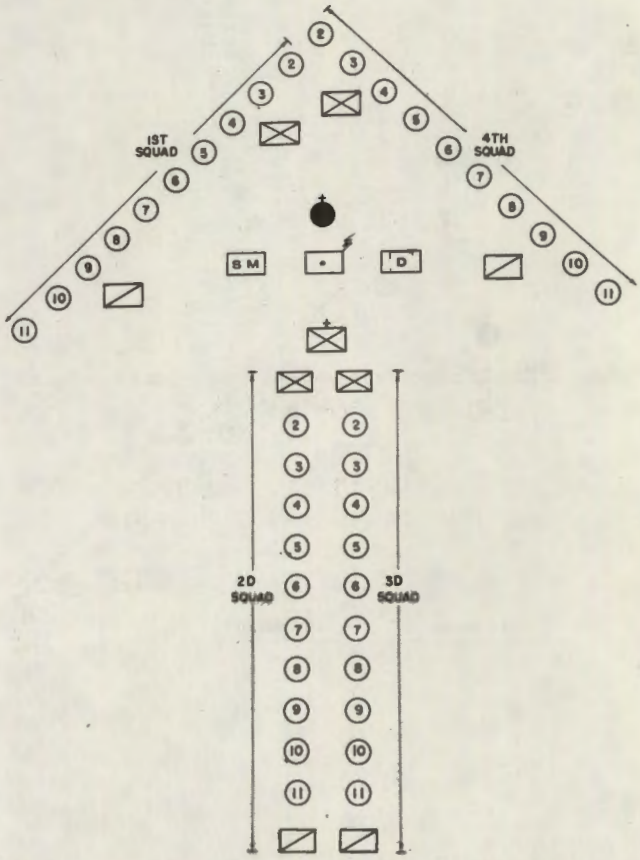

Figure G-21. Platoon wedge with two squads in general support.

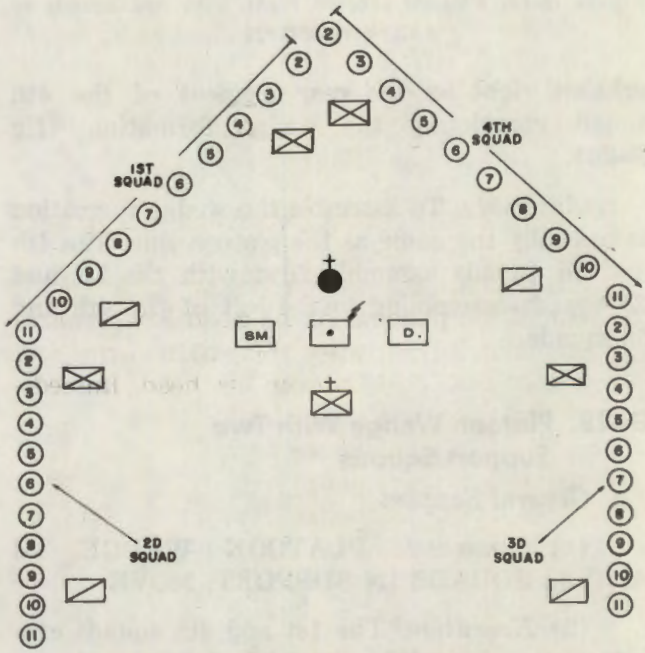

Figure G-22. Platoon wedge with two squads in lateral support.

3d squads command STAND FAST. After the 1st and 4th squads are in position, the 2d and 3d squads form a wedge as indicated (fig G-23).

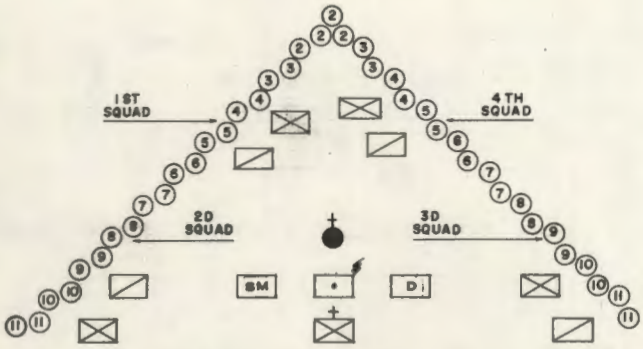

Figure G-23. Platoon wedge with two squads in close support.

d. Assembling the Support Squads. To assemble the support squads from any position to general support, the platoon leader commands 2d AND 3d SQUADS, IN SUPPORT, MOVE. The 2d and 3d squads then return to the column in rear of the wedge formed by the other two squads.

G-29. Platoon Wedge With One Support Squad

a. Command. PLATOON, WEDGE, 3d SQUAD IN SUPPORT, MOVE.

b. Execution. The 2d squad moves out and executes a squad wedge. The 1st and 4th squads form echelons left and right, respectively, on the 2d squad. The 3d squad remains in the column (fig G-24).

G-30. Assembling a Platoon

a. Command. PLATOON ASSEMBLE, MOVE.

b. Execution. The platoon leader moves out to the rear of his platoon. As he gives his preparatory command, he raises his right arm and makes a circular motion over his head. Immediately following the platoon leader's preparatory command, the squad leaders move to the head of their respective squads and command FOLLOW ME. At the command of execution, MOVE, the platoon leader points to the location he desires the platoon to assemble. The squads follow their respective squad leaders to their appropriate positions to form a platoon column.

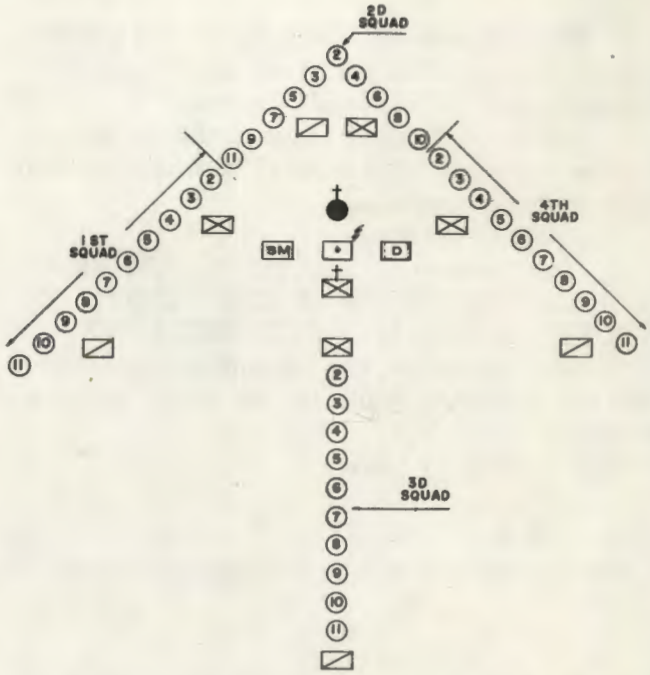

Figure G-24. Platoon wedge with one squad in general support.

G-31. Variations in Platoon Formations

a. During crowd control operations, the platoon leader may rotate his squads in the leading or assault elements of the formations to give any squad or squads a rest. He is not required to use only those squads that are specified in the preceding paragraphs in the leading or assault elements of his platoon formations. By merely changing his preparatory command, he may select the squads to lead his unit. For example, if the 1st and 3d squads are to lead his platoon wedge, he issues the command, PLATOON WEDGE, 2d AND 4th SQUADS IN SUPPORT, MOVE. By designating the support squad(s) in the preparatory command, the platoon leader tells the other squad(s) that they are to lead the assault. The number 2 man of the 3d squad becomes the base man.

b. The platoon leader may also relieve any two squads in the assault element by forming a like formation with the support squads and have the support element pass through the leading element. This procedure is frequently necessary when field protective masks are put on for a riot control agent attack.

Section IV. PLATOON FORMATIONS (3-SQUAD)

G-32. Execution of Formations.

The execution of crowd control formations using a 3-squad platoon is essentially the same as a 4-squad platoon, with the following exceptions.

a. The 1st and 3d squads are normally used as the assault or leading element in all formations in which one squad is used as general or lateral support.

b. The 2d squad is the base squad in a platoon line formation when all three squads are committed initially to the assault element.

c. The support squad (usually the 2d squad) may be held in general support in single column or in column of two's.

(1) *Single column.*

(*a*) *Command.* PLATOON AS SKIRMISHERS (ECHELON RIGHT, LEFT, OR WEDGE), 2d SQUAD IN SUPPORT, MOVE.

(*b*) *Execution.* The 1st and 3d squads execute the formation while the 2d squad remains in column (fig G–25).

(2) *Column of two's.*

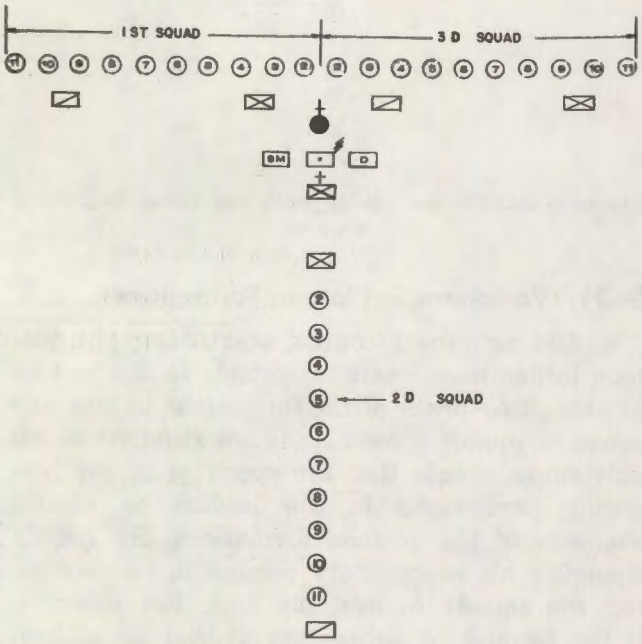

Figure G–25. Platoon line with one squad in general support.

(*a*) *Command.* PLATOON AS SKIRMISHERS (ECHELON RIGHT, LEFT, OR WEDGE) 2d SQUAD IN SUPPORT IN COLUMN OF TWO'S, MOVE.

(*b*) *Execution.*

1. The 1st and 3d squads establish the formation. The 2d squad, at the command of its squad leader, executes a column of two's to the right (fig G–26).

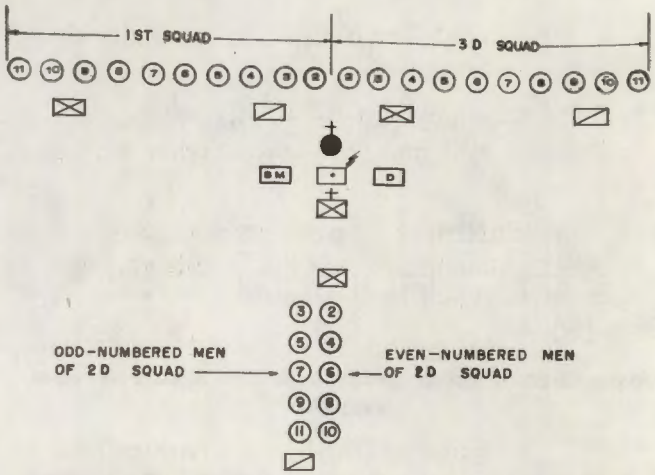

Figure G–26. Platoon line with support squad in general support in column of two's.

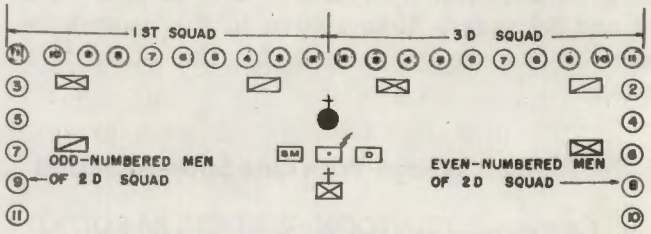

Figure G–27. Platoon line with one squad in lateral support.

2. When the support squad is committed to either lateral support or to extend the existing formation, the even-numbered men move to the right and the odd-numbered men to the left. They execute these movements in the same manner as the support squads in a four-squad platoon (fig G–27).

(3) The squad leader normally takes control of the even-numbered men and his assistant the odd-numbered men.

G–33. Assembling a Platoon

A three-squad platoon is assembled in the same manner as a four-squad platoon.

Section V. COMPANY FORMATIONS

G–34. Company Headquarters

a. Personnel. The company commander may use as many personnel as needed for his headquarters; however, it is advantageous to use as few as possible. Personnel not in formation and not with the company commander may be used to secure vehicles or they may remain at the unit's administrative area. Minimum personnel to accompany the company commander should be a messenger (radio operator) and a selected marksman.

b. Equipment. The company commander should have the following equipment.

(1) Communications to maintain contact within his unit and with next higher headquarters.

(2) Sufficient transportation to keep an adequate amount of supplies available, such as riot control agent munitions.

(3) Loudspeaker or other voice amplifying equipment.

G-35. Designating Locations of Formations

When the company commander orders his company into crowd control formations from the column, he moves out to the left or right near the head of the column where he can be seen by his platoon leaders and faces the company. As he gives his preparatory command, he points to the approximate location for the formation. If he does not indicate a location, the company forms immediately to the front of the leading platoon.

G-36. Company Line in Depth

a. Command. COMPANY AS SKIRMISHERS IN DEPTH, MOVE.

b. Execution. Immediately following the company commander's preparatory command, each platoon leader gives the command, PLATOON AS SKIRMISHERS. The squad leaders follow with their respective commands to their squads to form the platoon line. At the command of execution, each platoon establishes a platoon line immediately to its front (fig G-28).

(1) If the company commander wants a more formidable formation, he gives the command, 2d PLATOON, CLOSE SUPPORT, MOVE. The men of the 2d platoon move forward and cover the intervals between the men of the leading platoon and automatically assume the same weapon position as the men of the leading platoon, which will normally be the on guard position. The platoon leader of the 3d platoon then moves his platoon forward to occupy the position formerly held by the 2d platoon (fig G-29).

(2) If the 3d platoon is called upon to support the line, it moves forward and takes up a position directly behind the 2d platoon. The men of the 3d platoon hold their weapons at safe port. Platoon and squad leaders and their assistants mutually assist each other in controlling the company.

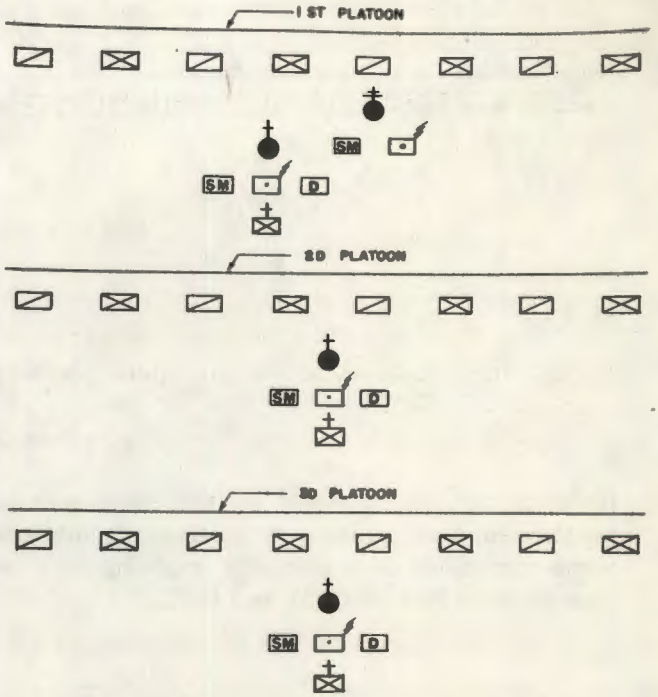

Figure G-28. Company line in depth.

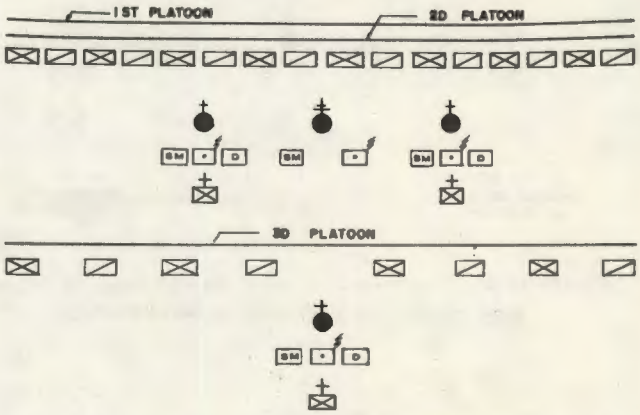

Figure G-29. Company line with two platoons in mass and one platoon in depth.

G-37. Company Line in Mass

a. Command. COMPANY AS SKIRMISHERS IN MASS, MOVE.

b. Execution. The company line in mass is the same formation described in paragraph G-36*b* (2). However, in this case, the company commander indicates his desire for this formation in his initial command. The platoons each form a line individually and the 2d and 3d platoons close on the 1st platoon without further command (fig G-30).

G-38. Company Line With Support

a. In company formations, the 1st platoon normally forms the assault element and the 2d and 3d platoons are used in support. The support

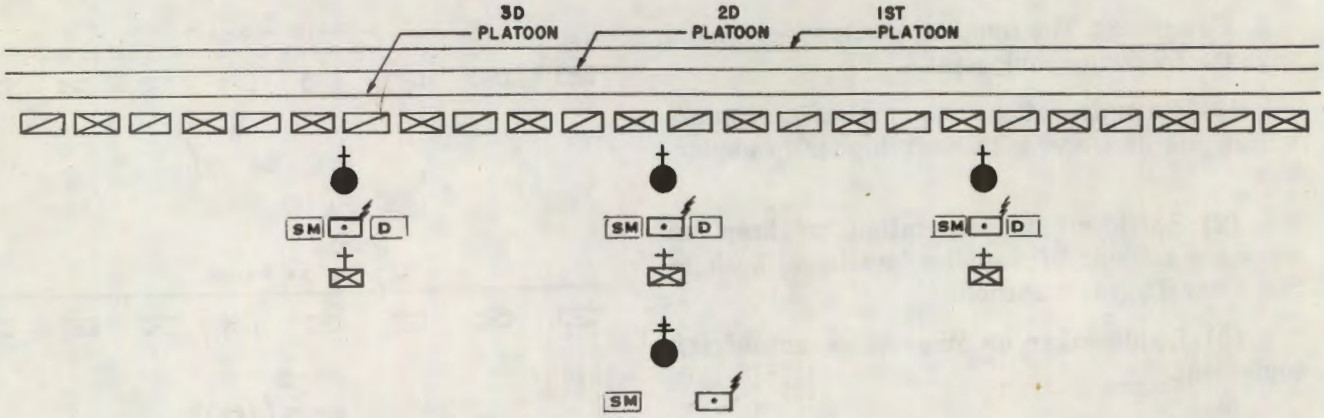

Figure G-30. Company line in mass.

platoons can be employed in the same manner as the support squads in platoon formations. Some variations of a company with support are illustrated in figures G-31 and G-32.

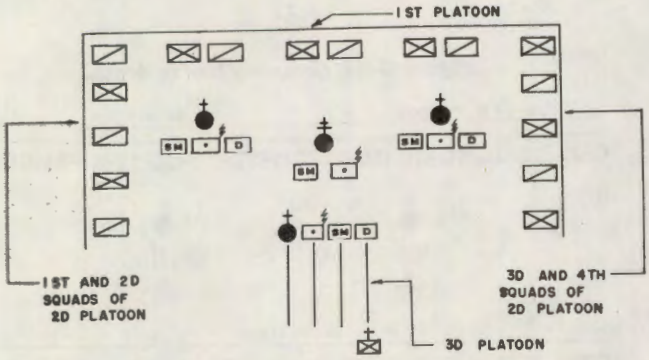

Figure G-31. Company line with one platoon in lateral support and one platoon in general support.

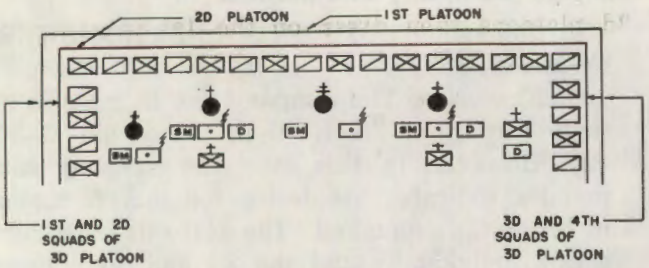

Figure G-32. Company lines in mass with one platoon in lateral support.

b. When the company commander desires to rotate his assault platoon, he merely moves another platoon up to the head of the column prior to issuing his command for the formation to be employed. One platoon can be relieved from the assault element by another platoon while in crowd control formation by having a support platoon pass through the assault platoon.

G-39. Company Echelon and Wedge

The company echelon (right or left) and company wedge are formed in the same manner and with the same variations as the company line (fig G-33 through G-40).

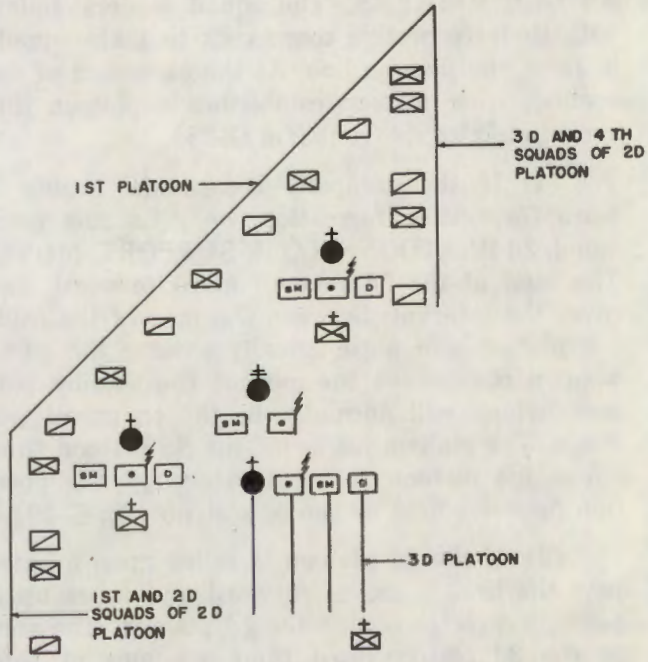

Figure G-33. Company echelon left with one platoon in lateral support and one platoon in general support.

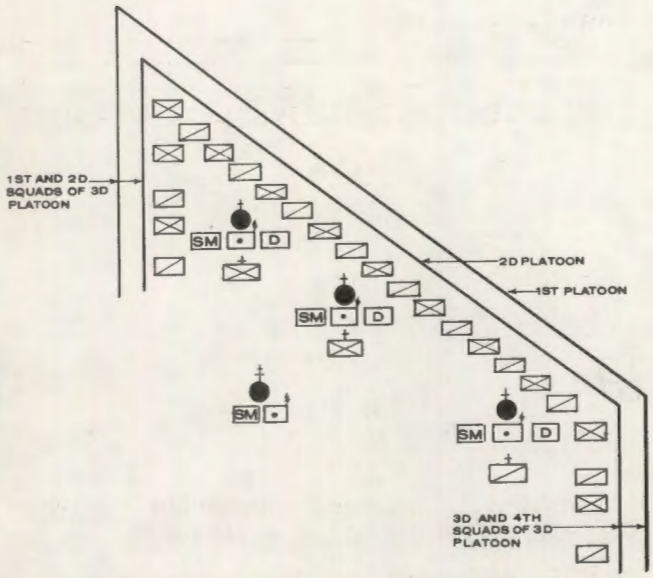

Figure G-34. Company echelon right in mass with one platoon in lateral support.

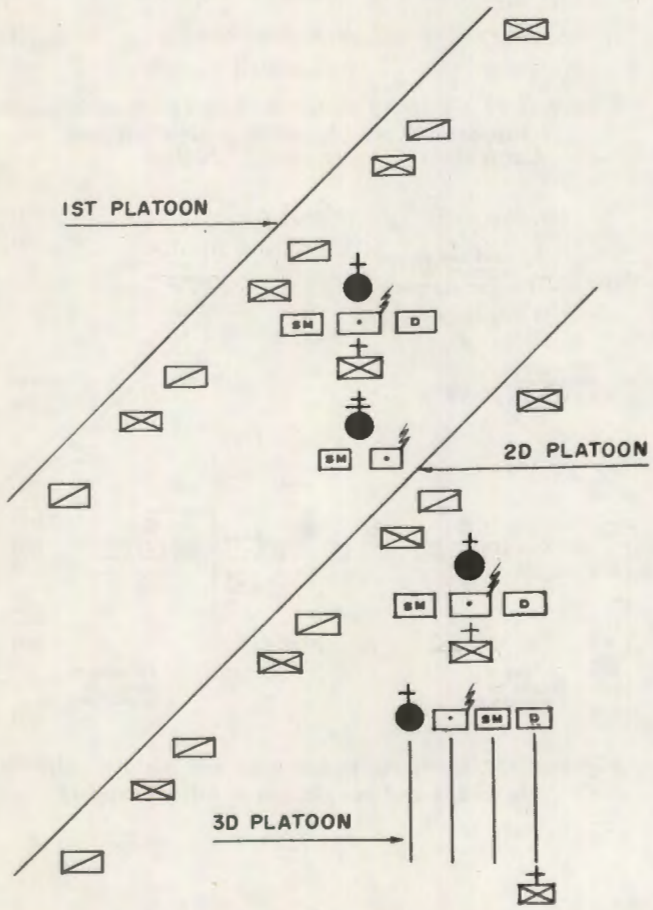

Figure G-35. Company echelon left in depth with one platoon in general support.

G-40. Assembling a Company

A company assembles from a crowd control formation basically the same as a platoon or squad.

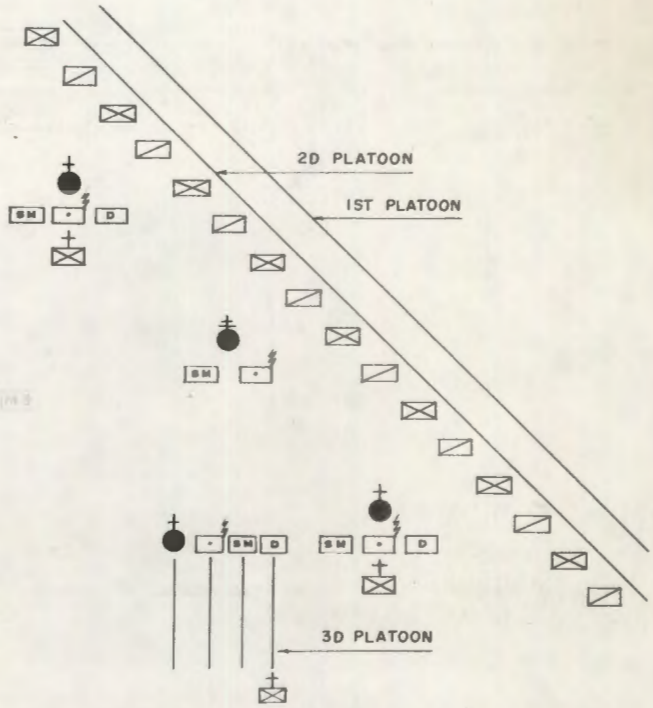

Figure G-36. Company echelon right in mass with one platoon in general support.

However, due to the size of company formations, the commander must take into consideration the area he is operating in when assembling the company. If he follows the guidelines of PLATOON ASSEMBLE, he will have no difficulty. When assembling the company, the commander takes a position to the rear of the formation and commands COMPANY ASSEMBLE. The platoon leaders take charge of each platoon normally assembling the 3d platoon first just to the rear of the formation. Once the 3d platoon is assembled, the 2d platoon assembles around and to the front of the 3d platoon, then the 1st platoon around the 3d and 2d platoons, with all platoons facing the commander. The 2d and 3d platoons then dress on the 1st platoon. As each platoon is assembled they are commanded to PORT ARMS by the platoon leader and await further orders from the commander. If 4 platoons are used, assemble the 4th platoon first.

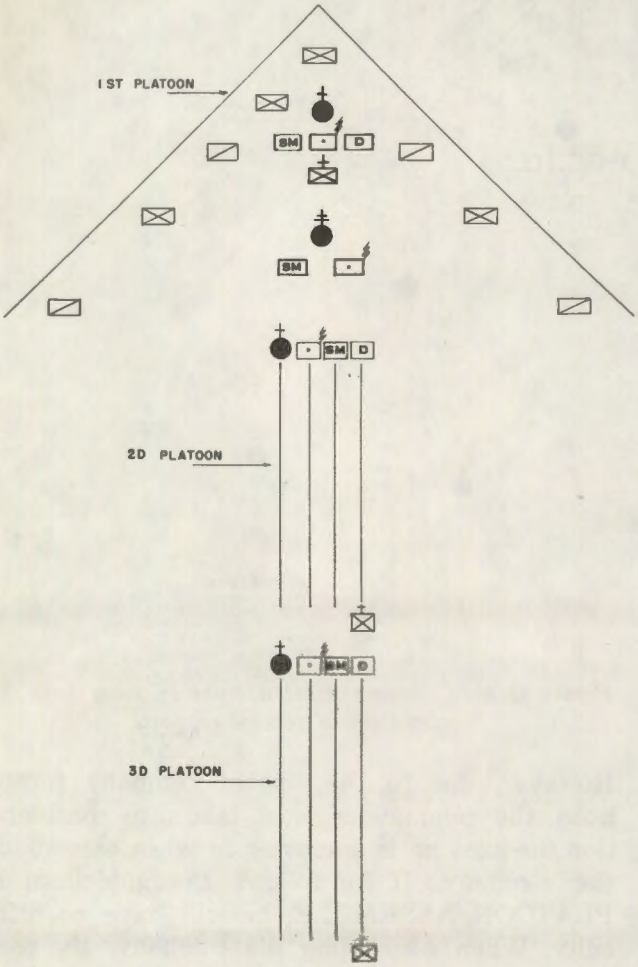

Figure G-37. Company wedge with two platoons in general support.

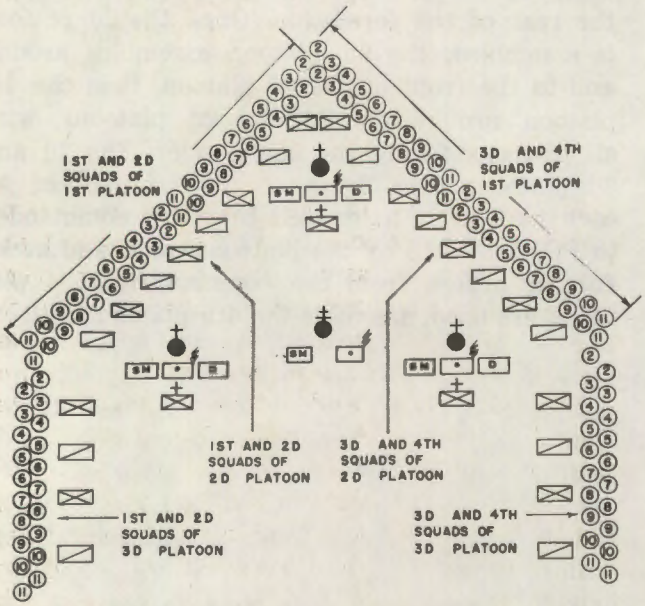

Figure G-38. Company wedge in mass with one platoon in lateral support.

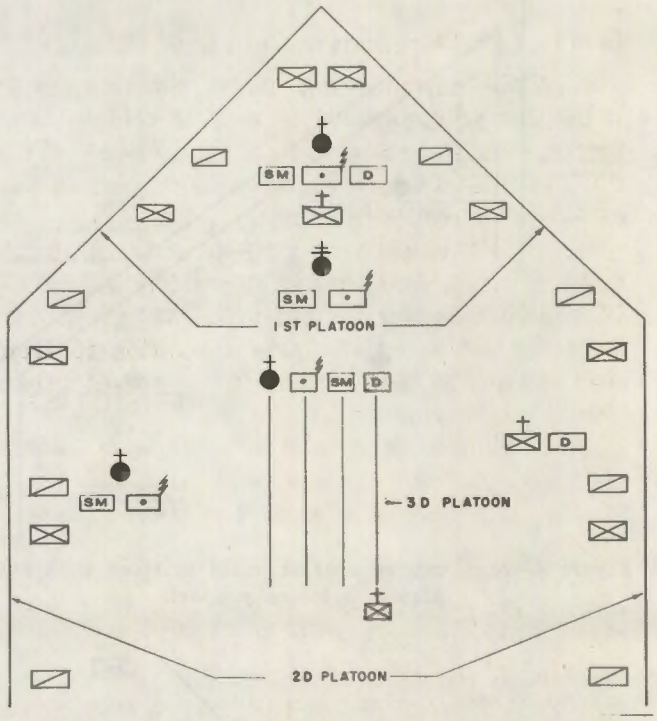

Figure G-39. Company wedge with one platoon in lateral support and one platoon in general support.

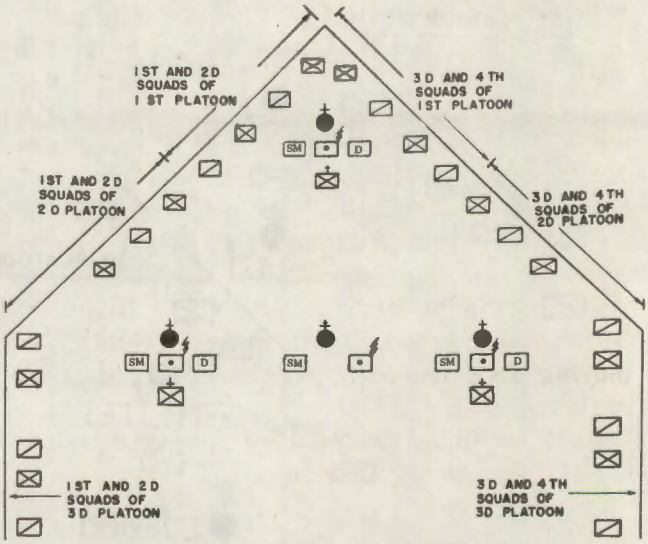

Figure G-40. Company wedge with one platoon extending the wedge and one platoon in lateral support.

Section VI. VEHICLES AND FOOT TROOPS

G-41. Considerations in the Use of Vehicles.

a. When encountering large riotous groups, it may be advantageous to employ vehicles with foot troops in crowd control formations. While vehicles add strength to formations, certain precautionary measures should be taken.

(1) Windshields of vehicles may be in upright position, removed, or completely depressed. If windshields are of safety glass, they offer some protection in an upright position to front seat occupants with minimum danger of injury from glass fragments.

(2) Shields or mobile barriers may be constructed by mounting a wooden or metal frame strung with barbed wire across the front of a vehicle.

(3) Foot troops in formation should walk as near the front corners of each vehicle as possible to prevent rioters from attacking the sides and rear of the vehicles.

b. Armored vehicles are employed when practicable because of their psychological effect and the protection they afford their occupants. Wheeled armored vehicles are ideal because they do not deface pavement as track vehicles do.

c. Vehicles should be used only in conjunction with foot troops.

d. Whenever vehicles and foot troops are employed, the commander of the foot troops commands the unit. He joins the leader of the motor section in the command (number1) vehicle where he has a position of vantage (fig G-41). In every instance, his commands are executed through the subordinate leaders. A position that facilitates moving into a crowd control formation employing foot troops and vehicles is illustrated in figure G-41.

e. If possible, headquarters personnel should travel with the commander.

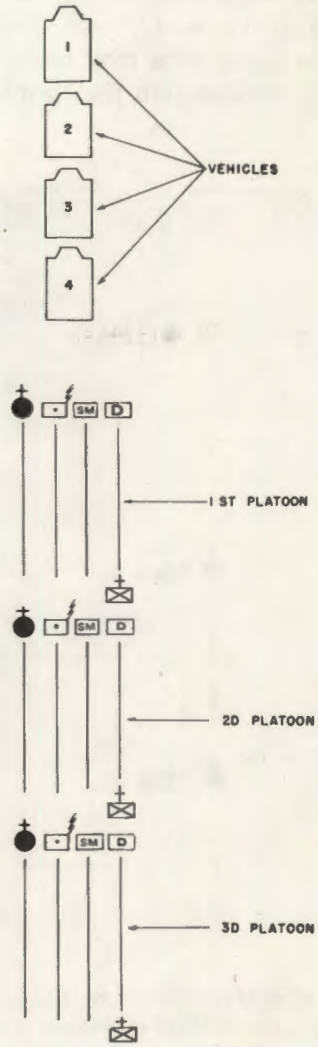

Figure G-41. A position for foot troops and vehicles prior to executing crowd control formations.

G-42. Company Line With Support

a. Command. The commands for vehicles and foot troops are the same as for foot troops alone. Because of the additional noise and distances involved, the company commander gives the arm and hand signal for the line. The command and signal apply to the lead platoon only. The other platoons remain in general support until further directed.

b. Execution. The motor section moves out first. The number 2 vehicle moving to the right passes the lead vehicle and establishes the position for the center of the line. At the same time, the 3d and 4th vehicles swing out to the left and right, respectively, and form to the left and right and slightly to the rear of the number 2 vehicle. The 1st and 4th squads of the lead platoon then move forward and form lines to the left and right, respectively, and on the front end of the number 2 vehicle. As soon as the troops are in position, the 3d and 4th vehicles close in on the left and right and tighten the formation. The 2d and 3d squads of the lead platoon then forms a line to the left and right of the third and fourth vehicles to complete the company line. The command vehicle takes up a position behind the

line where the command can best direct and control the unit. The 2d and 3d platoons move forward and are used in general, lateral, or close support (fig G–42, G–43, and G–44). In some instances, the foot troops may move into position first and the vehicles join the formation as needed.

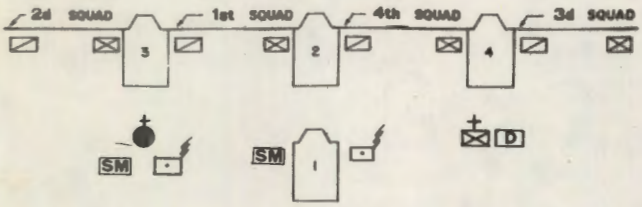

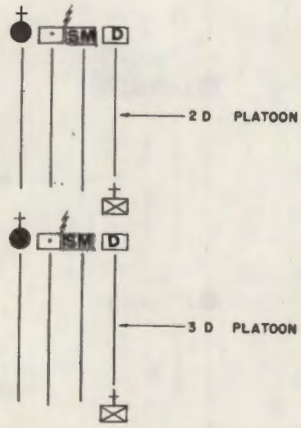

Figure G–42. Company line (foot troops and vehicles) with two platoons in general suport.

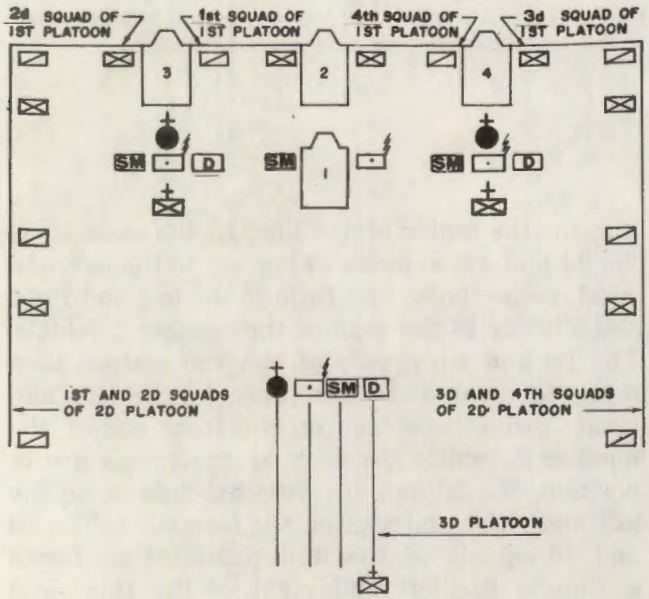

Figure G–43. Company line (foot troops and vehicles) with one platoon in lateral support and one platoon in general support.

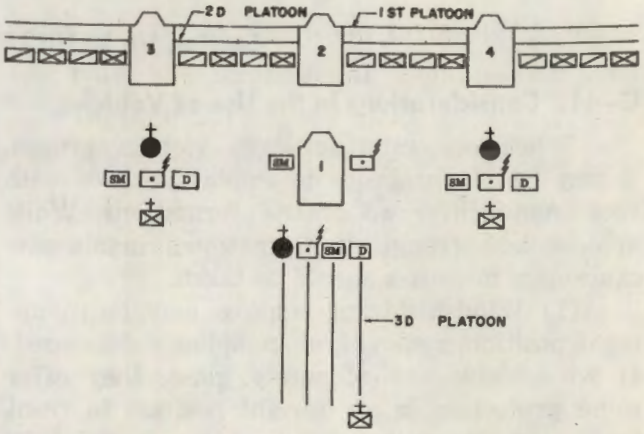

Figure G–44. Company line in mass (foot troops and vehicles) with one platoon in general support.

G–43. Echelon or Wedge

To form an echelon right (left) or wedge, the same procedures for forming a line are followed (Figure G–45).

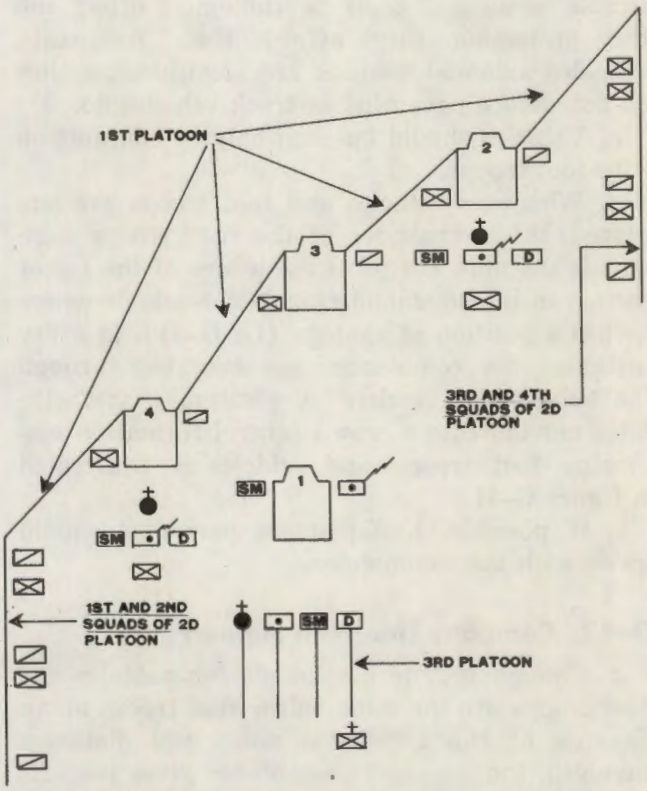

Figure G–45. Company echelon left (foot troops and vehicles) with one platoon in lateral support and one platoon in general support.

G–44. Assembling Foot Troops and Vehicles

The command vehicle moves to a position in the rear of the formation; the commander, facing

the formation, gives the motor section the hand signal for assembly. Immediately, the other vehicles return to their proper positions in column behind the command vehicle, while the troops stand fast. The second in command then assembles the foot troops in the usual manner.

G–45. Variations of Formations

Many suitable variations to the formations described and illustrated above may be employed and appropriate commands and signals may be devised to execute them. Because of the somewhat complicated nature and coordination required in these formations, however, new variations should be practiced extensively before they are used in actual civil disturbances.

INDEX

	Paragraph	Page
After-action reports	5-39*b*	5-23
Agitators, techniques of	3-7*c*	3-4
Air patrols	5-10*a*	5-7
Alert plan	7-6	7-2
Announcements	app B	B-1
Antilooting	5-11*b*	5-10
Apprehensions	5-15*b*	5-12
crowd members	5-10*i*	5-9
Armored cars	app C	C-1
Arson	5-11*d*	5-10
Barricades	5-6	5-3
Baton, riot	5-4*d*(1), app F	5-1, F-1
Bombs and bomb threats	5-31 - 5-34	5-20, 5-21
Civil disturbance control operations:		
Alert Plan	7-6	7-2
Barricade	5-6	5-3
Communications	5-15*c*	5-12
Containing and isolating the area	5-2, 5-5	5-1, 5-3
Coordinated preparation	5-8*a*	5-6
Detention facilities	5-18*b*	5-15
Employment of force	5-4*a*	5-1
Intelligence	5-9*b*(1), 5-10*a*	5-6, 5-7
National Guard	7-4	7-1
Operational Unity	4-7, 5-7, 5-8*a*	4-3, 5-5, 5-6
Patrol Operations	5-12	5-10
Principles of Organization	7-9, 7-11	7-2, 7-3
Psychological considerations	8-15	8-4
Public utility control	5-6*d*	5-4
Relief procedures	5-9*b*, 5-38	5-6, 5-22
Restrictions on civilians	5-10*c*	5-8
Riot control agents	5-10*k*	5-9
Roadblocks	5-6*a*(2)	5-3
Searching operations		
For Bombs	5-33*d*	5-20
For Snipers	5-26*g*	5-19
Security of critical facilities	5-7	5-5
Standing Operating Procedures	7-7	7-2
Vital installations	5-7	5-5
Weapons	2-13*a*(2)*g*, 4-12*e*(7), app E	2-8, 4-4, E-1
Civil disturbance control principles	4-3—4-10	4-2, 4-3
Civil disturbance management	chap 4	4-1
Civilians	5-17	5-12
detention	2-11*a*, 5-18	2-6, 5-13
Claims and investigations	5-39*c*	5-23
Command authority	2-16	2-8
Command posts	7-30, 7-31	7-9
Collocation	4-7, 7-31	4-3, 7-10
Control:		
Area	5-5	5-3
Critical facilities	5-7	5-5
Crowds or mobs	5-9(b)	5-6
Principles	5-10	5-7
Crowd and Mob Behavior	3-3, 3-5	3-1, 3-2
Control options	5-9*b*	5-6
Crowd control formations	5-10*h*	5-8
Curfew	5-12*b*(1)	5-11
Detention of Civilians	2-11*a*	2-6
Dispersers, riot control agent	6-7—	6-2,
Disturbances, types	6-15 chap 9	6-3 9-1
Equipment, special	app E	E-1
Explosives	3-8*j*, 5-27 - 5-30	3-5, 5-19, 5-20
Federal intervention and aid	2-3	2-2
Federal property, protection	2-5, 2-6, 9-12	2-4, 9-4
Fire fighting operations, protection	5-15*f*, XI	5-12, 5-21
Force, use of	4-12	4-4
application	4-11, 4-12	4-3, 4-4
minimum	4-10	4-3
options	5-4	5-1
Formations, riot control	6-18*b*	6-4
Habeas Corpus, writ of	2-12	2-6
Information, concerning civilians	2-18, 7-18 7-20	2-8, 7-5, 7-6
Laws and ordinances	2-13	2-7
Leadership	8-9	8-2
Legal restrictions	2-7	2-4
Liability, civil and criminal	2-9	2-6
Loading plans, troop movement	7-28	7-8
Equipment	7-28*b*	7-8
Personnel	7-28*a*	7-8
Looting	5-11*a*	5-9
Loans, military resource	2-17	2-8
Machine guns	E-2*d*	E-1
Martial rule	2-8	2-5
Measures of force	4-12, 5-4	4-4, 5-1
Mental preparation of troops	8-13—8-15	8-4
Military resource loans	2-17	2-8
Mob	3-3— 3-8	3-1— 3-4
Courses of action	3-8	3-4
Control	3-5, 3-7*d*	3-2, 3-4
Development	3-4	3-1
News media	2-14	2-8

	Paragraph	Page
Panic	3-6	3-3
Pass system	5-6*c*	5-3
Patrol operations	5-12	5-10
Saturation patroling	5-12*a*	5-10
Planning, civil disturbance control:		
Checklists	7-5	7-1
G1/S1	app D	D-1
G2/S2	app D	D-3
G3/S3	app D	D-4
G4/S4	app D	D-5
G5/S5	app D	D-6
Information officer	app D	D-8
Platoon leader	app D	D-10
Commander	app D	D-11
Operational	app D	D-13
Personnel	7-13	7-4
Intelligence	7-18, 7-19	7-5, 7-6
Logistical	7-23, 7-28	7-7, 7-8
Posse Comitatus Act	2-7	2-4
Proclamations:		
Presidential	2-4, app B	2-3, B-1
Preparation	5-10*f*, app B	5-8, B-1
Protection of firefighters	5-14	5-11
Protection of sensitive and civilian establishments	5-11*c*	5-10
Public utility control	5-6*d*	5-4
References	app A	A-1
Relief procedures	5-38	5-22
Responsibilities:	2-2	2-1
Attorney General of the United States	2-2*a*	2-1
Secretary of the Army	2-2*b*	2-1
Chief of Staff, US Army	2-2*c*	2-1
Directorate of Military Support	2-2*d*	2-1
Personnel Liaison Officer, Chief of Staff	2-2*e*	2-1
Military Commander	2-2*f*	2-2
Riot baton	E-2*c*, 5-4*d*(1), 6-7, app F	E-1, 5-1, 6-2, F-1
Riot control agent characteristics	6-28	6-8
Riot control agent dispersers:	chap 6	6-1
maintenance, training	6-12, 6-14	6-3
M-5	6-20	6-5
M-32	6-24	6-7
M-33	6-16	6-4
Riot control agents, use	5-10*k*, chap 6, 6-7	5-9, 6-1, 6-2
Rioters, action against troops	3-8	3-4
Road block	5-6	5-3
Searches, civilians	2-11*b*	2-6
Security, critical facilities	5-7	5-5
Shotgun	5-4*d*(3), 4-11, 4-12	5-2, 4-3, 4-4, E-1
Snipers	5-23 - 5-26	5-17, 5-18
STANO equipment	E-8	E-2
Special equipment	app E	E-1
Special reaction team	5-19, 5-22	5-16
armored car	app C	C-1
employment of	5-21, 5-26	5-16, 5-18
training	8-2 - 8-5	8-1, 8-2
Standing operating procedures	7-7	7-2
Tasks:		
Operational	5-2	5-1
Integrated	5-3, 5-14, 5-15	5-1, 5-11
Termination of Operations	5-39	5-22
Training	chap 8	8-1
Trial by Federal Court	2-10	2-6
Unit Integrity	7-10, 8-4	7-2, 8-1
Water, employment of	5-10I	5-9
Weapons, prohibition, restriction	2-13*a*(2)g, 4-11, 4-12	2-8, 4-3, 4-4
Writ of Habeas Corpus	2-12	2-6

By Order of the Secretary of the Army:

FRED C. WEYAND
General, United States Army
Chief of Staff

Official:

PAUL T. SMITH
Major General, United States Army
The Adjutant General

Distribution:

ACTIVE ARMY, ARNG, USAR: To be distributed in accordance with DA Form 12-11A requirements for Civil Disturbances and Disasters (Qty rqr Block no. 138)

*U. S. GOVERNMENT PRINTING OFFICE: 1975 O—593-320

DEPARTMENT OF THE ARMY
US ARMY AG PUBLICATIONS CENTER
2800 EASTERN BOULEVARD
BALTIMORE MARYLAND 21220

OFFICIAL BUSINESS
PENALTY FOR PRIVATE USE $300

POSTAGE AND FEES PAID
DEPARTMENT OF THE ARMY
DOD 314

SPECIAL FOURTH CLASS BOOK
RATE

U.S.MAIL