


DECLASSIFIED

DAIM-FAR-RR #

19-*mm* DATE: 17 June 1987

FOR OFFICIAL USE ONLY

THE COMMAND PROGRESS REPORT

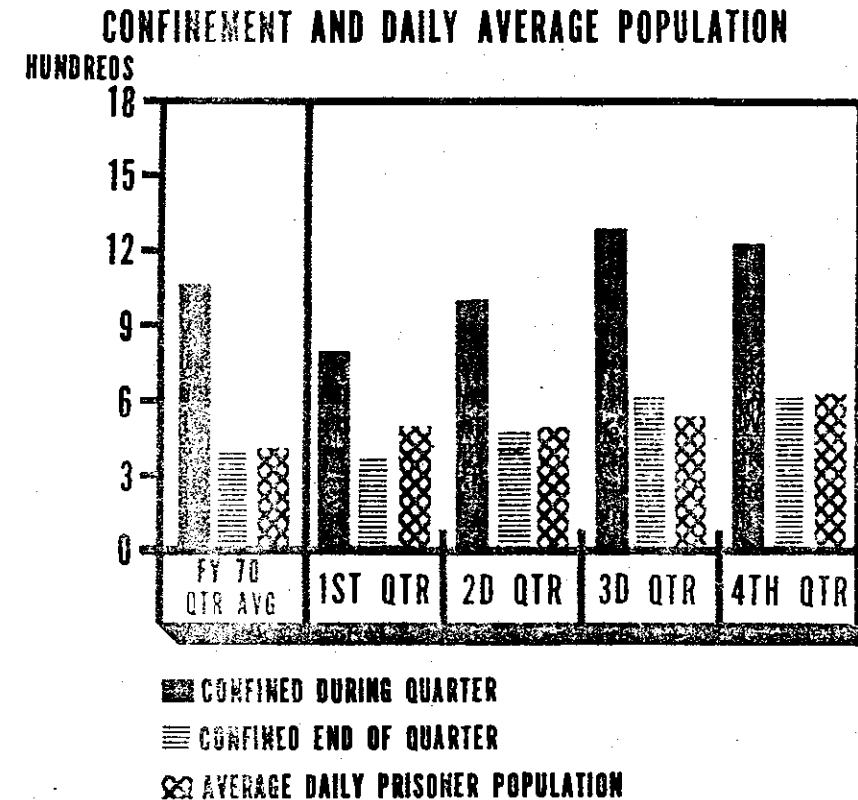
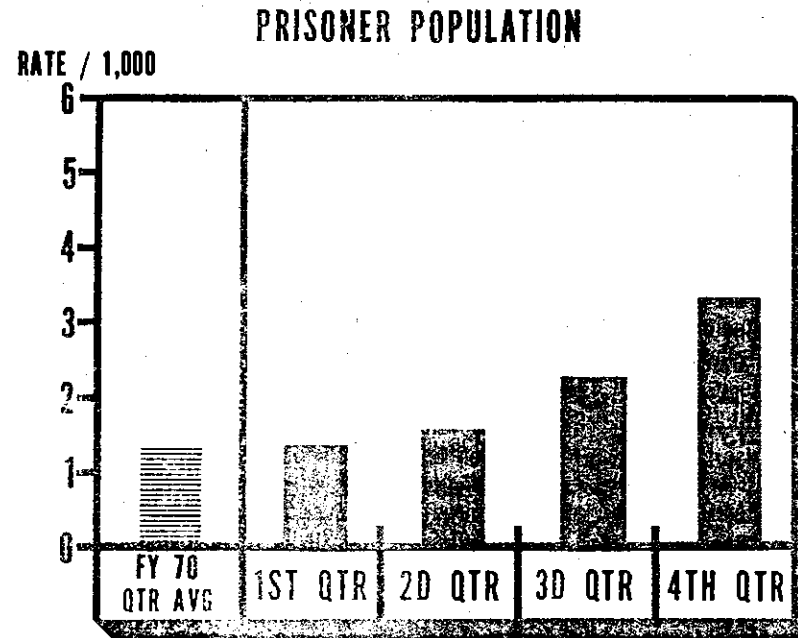


PROVOST MARSHAL

This marking For Official Use
Only is cancelled when separated
from protective material.

FOR OFFICIAL USE ONLY

FOR OFFICIAL USE ONLY
USARV PRISONER POPULATION, FY-71



OBJECTIVE: To reduce the USARV confinement rate.

ANALYSIS: The average prisoner population for 4th Qtr, FY 71, is 618, an 11 percent increase over the last quarter. The rise can be attributed to an increase in offenders in every category entering confinement. The average population at USARVIS (LBN) for the quarter was 466, a 15 percent rise over last quarter and it was 151 at USARVIS (DNG), a 7 percent decrease, due to the Marine pullout in early May. At the end of the quarter there were 136 pre-trial prisoners at Da Nang, of which 135 were Army prisoners.

ACTIONS/FUTURE OUTLOOK: The prisoner population of USARVIS (LBN) rose as high as 495 during the quarter, with 470 and 475 monthly averages for May and June respectively, greatly exceeding the DCG-imposed ceiling of 400. Strong emphasis has been placed on major USARV commands to expedite court-martial proceedings and post-trial reviews. USARVIS (DNG) has had a notable prisoner reduction, due mainly to a decrease in Marine forces. It is expected that the USARVIS (DNG) population will continue to decrease at an increasing rate as troop withdrawals in northern RVN become a significant factor. Lowering of the population at USARVIS (LBN) will be evident during the coming quarter, if current plans for easing prisoner shipment criteria to CONUS confinement facilities are approved.

FOR OFFICIAL USE ONLY

FOR OFFICIAL USE ONLY

TRAFFIC OFFENSES, FY-71

OBJECTIVE: To reduce the number of traffic offenses.

TRAFFIC OFFENDERS BY CATEGORY 4TH QTR, FY 71*

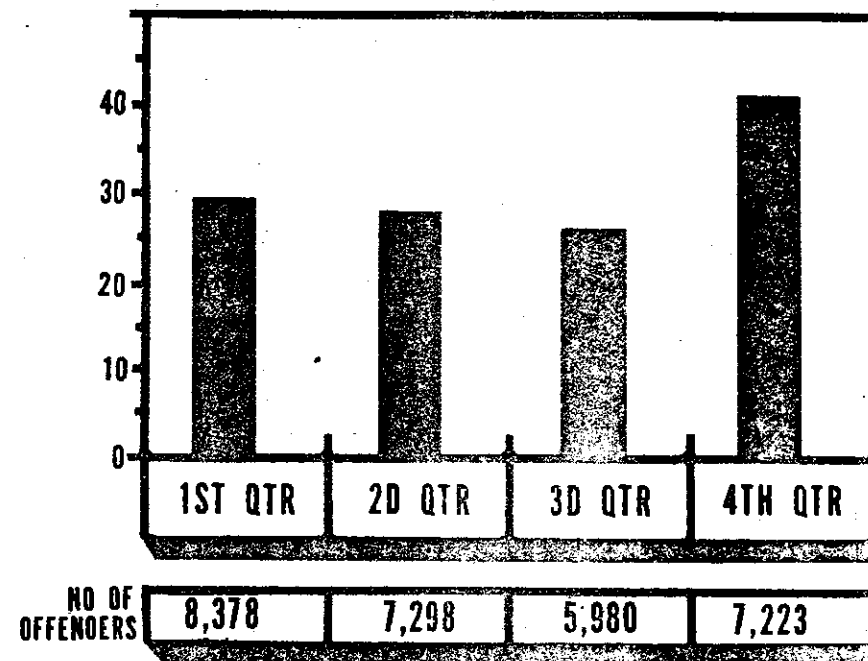
Offense	Offenders	Rate/1,000
TOTAL	7,223	41.57
On Post Road Driving & Moving Violations	2,124	12.33
Off Post Road Driving & Moving Violations	5,099	29.35

*USARV troops only.

ANALYSIS: The total number of traffic offenders during 4th Qtr, FY 71 increased 21 percent over the 3d Qtr, FY 71. Traffic offenders in On Post Violations increased 49 percent (from 1,434 to 2,124), while the offender rate per thousand troop strength nearly doubled (from 6.26 to 12.33). Traffic offenders in Off Post Violations increased 12 percent (from 4,546 to 5,099), and the rate per thousand troop strength increased from 19.83 to 29.35.

ACTIONS/FUTURE OUTLOOK: An increase in vehicular activity through the quarter, as stand down operations progressed, coupled with a continuing disregard of many of our personnel for common sense driving habits (especially defensive driving), has contributed to the increase in moving violations. Commanders at all echelons should carefully examine driver training programs and vehicle dispatch procedures to assure that the drivers placed on the road are apprised of their responsibilities and that all unnecessary vehicle use is eliminated. Accelerated withdrawal with continuing combined US/GVN enforcement campaigns will result in further increases in identified offenders in 1st Qtr, FY 72, unless positive actions enumerated above are taken.

RATE / 1,000



NOTE: Data and statistics pertain to USARV troops only.

FOR OFFICIAL USE ONLY

FOR OFFICIAL USE ONLY

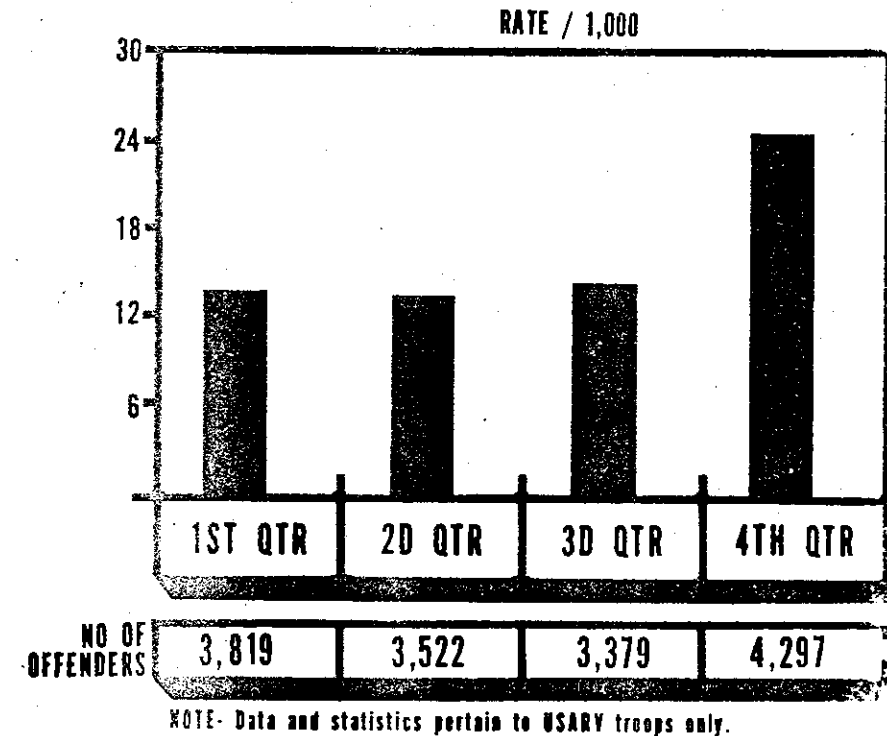
MISCELLANEOUS OFFENSES, FY-71

OBJECTIVE: To reduce the number of personnel committing miscellaneous offenses.

OFFENDERS OF MISCELLANEOUS OFFENSES BY CATEGORY, 4TH QTR, FY 71

Offenses	Offenders	Rate/1,000
TOTAL	4,297	24.73
Manslaughter	37	0.21
Simple Assault	212	1.22
Riot or Breach of the Peace	12	0.07
Larceny (\$50 and under)	110	0.63
Wrongful Appropriation	36	0.21
Fraud	19	0.11
Narcotics (Use and/or possession)	2,079	11.96
Dangerous Drugs (Use and/or possession)	191	1.10
Marihuana (Use and/or possession)	926	5.33
Narcotics (Sale and/or trafficking)	34	0.19
Dangerous Drugs (Sale and/or trafficking)	3	0.02
Marihuana (Sale and/or trafficking)	3	0.02
Blackmarket Activities	91	0.52
Counterfeiting and Currency Manipulation	121	0.70
Homosexuality	3	0.02
AWOL Reported	345	1.98
Deserters Reported	75	0.43

ANALYSIS: The number of identified offenders in miscellaneous offenses increased 27 percent over 3d Qtr, FY 71. The rate per thousand troop strength also showed significant increase from 14.74 in the 3d Qtr to 24.73 in the 4th Qtr. Significant increases were seen in the following categories: Larceny (\$50 and under) (from 55 to 110); Use and/or Possession of Narcotics (from 901 to 2,079); Sale and/or Trafficking of Narcotics (from 16 to 34); Blackmarket Activities (from 66 to 91); and Counterfeiting and Currency Manipulation (from 101 to 121).



ACTIONS/FUTURE OUTLOOK: The tremendous rise in both number of offenders identified and rate per thousand troop strength is primarily attributable to varied selective enforcement campaigns aimed at narcotic offenses and countering increased blackmarket activities. As in "Crime of Violence and Crimes Against Property," identified offenders in miscellaneous offenses are expected to continue to rise in those areas concerning crimes against property and in both categories of narcotic offenses. Categories should show downward trends as troop strength reductions progress.

FOR OFFICIAL USE ONLY

DECLASSIFIED
DAIM-FAR-RR # 19-*snm* DATE: 17 June 1987

FOR OFFICIAL USE ONLY

CRIMES OF VIOLENCE & CRIMES AGAINST PROPERTY, FY 71

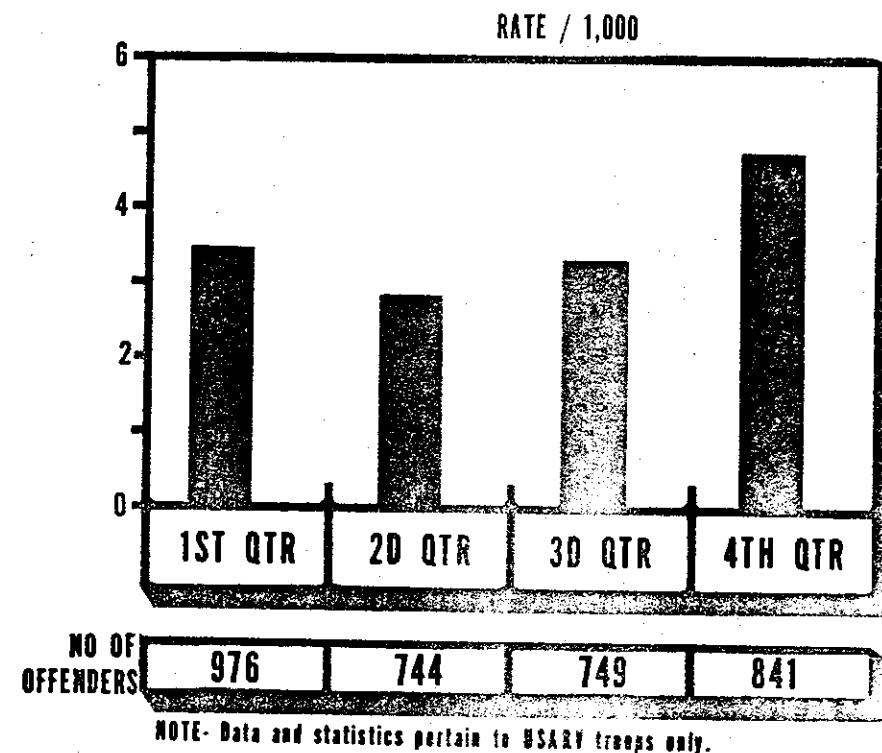
OBJECTIVE: To reduce the number of personnel committing crimes of violence and crimes against property.

OFFENDERS OF CRIMES OF VIOLENCE AND CRIMES AGAINST PROPERTY BY CATEGORY, 4TH QTR, FY 71

Offenses	Offenders	Rate/1,000
TOTAL	841	4.84
Murder	21	0.12
Forcible Rape	3	0.02
Robbery	11	0.06
Aggravated Assault	188	1.08
Burglary and Housebreaking	18	0.10
Larceny (\$50 and over)	236	1.36
Auto Theft	364	2.09

ANALYSIS: The number of identified offenders for crimes of violence and crimes against property for 4th Qtr, FY 71, as compared to the preceding quarter, increased by 12 percent. The rate per thousand troop strength increased from 3.27 to 4.84. Three categories exhibited significant increases: Aggravated Assault offenders increased from 153 to 188, offenders in Burglary and Housebreaking increased 50 percent (from 9 to 18), and offenders in Larceny (\$50 and over) increased 38 percent (from 171 to 236). All categories exhibited increases in rate per thousand troop strength except Forcible Rape which decreased in rate from .07 to .02 and, in offenders identified, from 16 to 3.

ACTIONS/FUTURE OUTLOOK: The number of identified offenders, while increasing considerably over the preceding two quarters, is still far below the number experienced during 1st Qtr, FY 71. The rate per thousand troop strength, however, is the highest for FY 71. Reductions in some of these crimes are expected as troop redeployments continue; exceptions to



this are expected to occur in categories of Robbery, Larceny (\$50 and over) and Auto Theft. Announced withdrawals of US Forces personnel and anticipated reduction of US Government NAF, and Exchange System properties in RVN have been accompanied by ever increasing activity on the part of blackmarketeers and other criminal elements, both US and Vietnamese, in the above crime categories.

FOR OFFICIAL USE ONLY


DECLASSIFIED

DAIM-FAR-RR #

19-*smc* DATE: 17 June 1987

UNCLASSIFIED

THE COMMAND PROGRESS REPORT

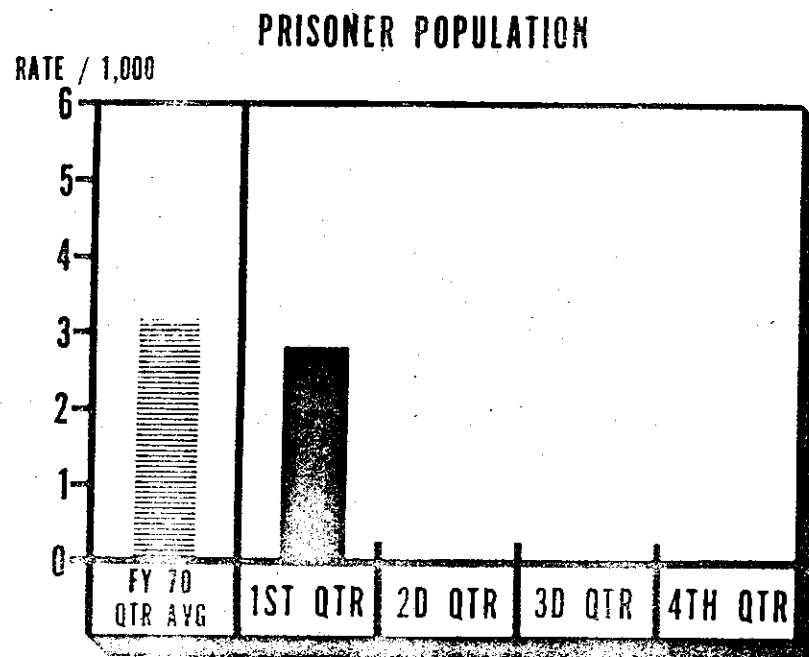


PROVOST MARSHAL

UNCLASSIFIED

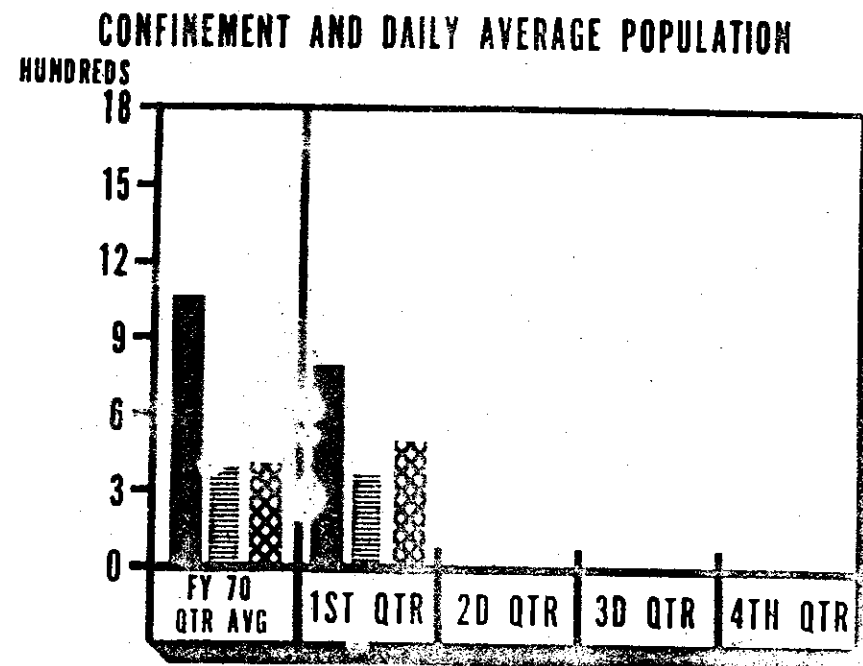
DECLASSIFIED
DAIM-FAR-RR # 19-Imm DATE: 17 June 1987

FOR OFFICIAL USE ONLY
USARV PRISONER POPULATION, FY-71



OBJECTIVE: To reduce the USARV Confinement Rate.

ANALYSIS: The average prisoner population for the period is 517. On 10 Aug 70 USARV took over the Marine Brig thereafter USARVIS Da Nang. The USARVIS Da Nang received some prisoner transfers from USARVIS Long Binh initially and now accepts all prisoners for pretrial confinement from the 1st and 2d Military Region. The average population at USARVIS Long Binh for the period was 378 and the average population at USARVIS Da Nang was 139; 69 of these were Army prisoners.



■ CONFINED DURING QUARTER
▨ CONFINED END OF QUARTER
▩ AVERAGE DAILY PRISONER POPULATION

CONCLUSION/FUTURE OUTLOOK: The population at Long Binh will remain well below the recommended maximum of 400 prisoners. This is due not only to the addition of the USARVIS Da Nang, but also to the more rigid criteria for acceptance of prisoners (USARV message DTG 250011Z Jun 70) and the less restrictive prisoner transfer criteria.

FOR OFFICIAL USE ONLY

FOR OFFICIAL USE ONLY

TRAFFIC OFFENSES, FY-71

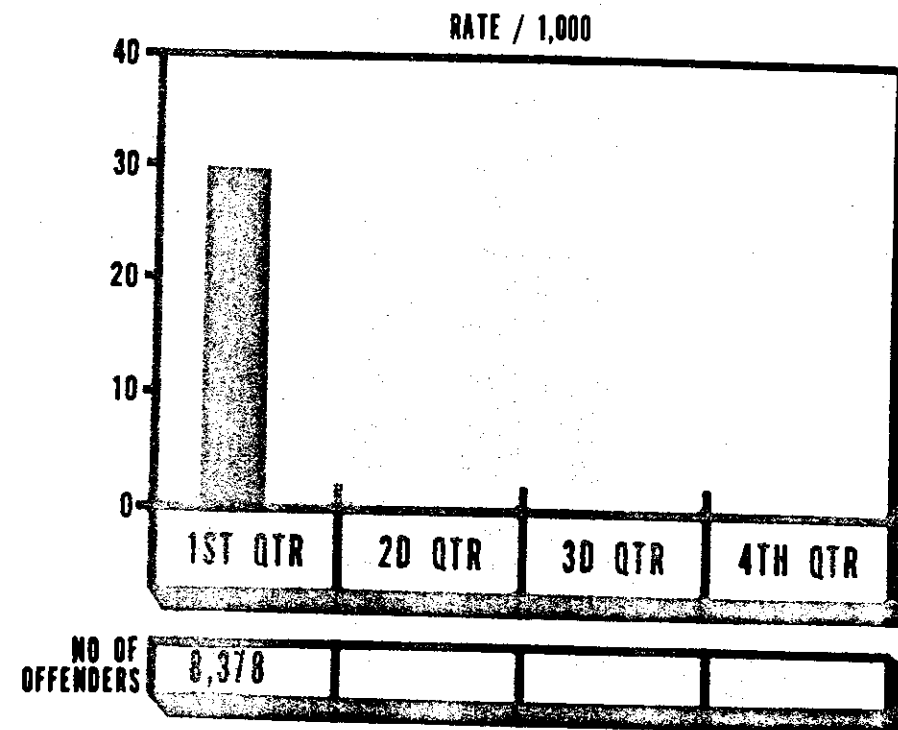
OBJECTIVE: To reduce the number of traffic offenses.

TRAFFIC OFFENDERS

	Offenders	Rate/1,000
Total	8,378	29.85
On Post	2,633	9.38
Off Post	5,745	20.47

ANALYSIS: The number of traffic offenders decreased 13.1 percent from 9,645 in 4th Qtr, FY 70 to 8,378 in 1st Qtr, FY 71. The rate per thousand troop strength also decreased from 33.31 to 29.85.

CONCLUSION/FUTURE OUTLOOK: Although there was a significant decrease in the number of traffic violators, traffic offenses are still a major area of concern. Commanders must continue to take swift and appropriate action against drivers who have demonstrated poor driving habits. Traffic offender rates can be expected to decrease due to the increase in selective enforcement campaigns presently conducted jointly by the Military Police and GVN authorities.



DECLASSIFIED
DAIM-FAR-RR #

19-Ann DATE: 17 June 1987

FOR OFFICIAL USE ONLY

DECLASSIFIED
DAIM-FAR-RR # 19- Jmm DATE: 17 June 1987

FOR OFFICIAL USE ONLY

MISCELLANEOUS OFFENSES, FY-71

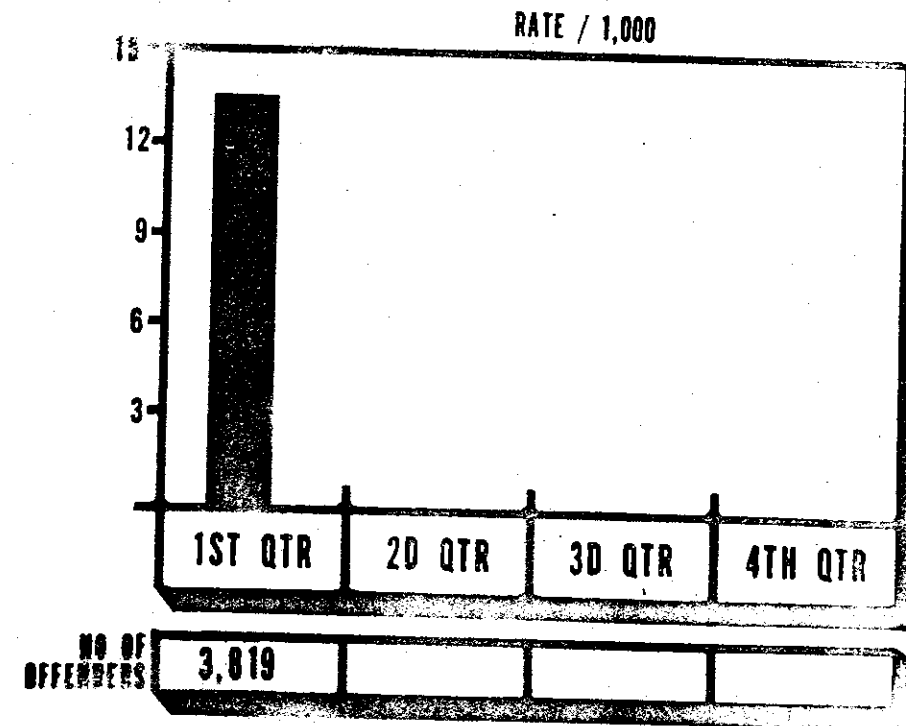
OBJECTIVE: To reduce the number of miscellaneous offenses

OFFENDERS OF MISCELLANEOUS OFFENSES BY CATEGORY 1ST QTR FY 71

OFFENSE	OFFENDERS	RATE/1,000
Total	3819	13.61
Manslaughter	19	0.07
Simple Assault	334	1.19
Riot or Breach of the Peace	22	0.08
Larceny (Under \$50)	113	0.40
Wrongful Appropriation	131	0.47
Fraud	13	0.05
Narcotics (Use and/or Possession)	209	0.74
Dangerous Drugs (Use and/or Possession)	406	1.45
Marihuana (Use and/or Possession)	1619	5.77
Narcotics (Sale and/or Trafficking)	34	0.12
Dangerous Drugs (Sale and/or Trafficking)	5	0.02
Marihuana (Sale and/or Trafficking)	3	0.01
Black Market Activities	176	0.63
Counterfeiting & Currency Manipulation	205	0.73
Homosexuality	20	0.07
AWOL Reported	447	1.59
Deserters Reported	63	0.22

NOTE: Data and statistics pertain to USARV troops only.

ANALYSIS: The number of identified offenders in miscellaneous offenses continues to increase. A comparison with previous reports cannot be made due to the revision of the Provost Marshal Statistical Report which became effective with the 1st Qtr, FY 71 report. An increase has been noted in identified offenders for larcenies under \$50. This increase is due in part to the many troop moves. General carelessness among the troops and failure to secure property contributed to the increase of larcenies.



CONCLUSION/FUTURE OUTLOOK: The increase in miscellaneous offenses is expected to continue as long as the lull in combat continues. Commanders must continually monitor off duty conduct and caution their troops on the need for securing their personal property, particularly expensive cameras, watches and stereo equipment.

FOR OFFICIAL USE ONLY

FOR OFFICIAL USE ONLY

CRIMES OF VIOLENCE & CRIMES AGAINST PROPERTY, FY 71

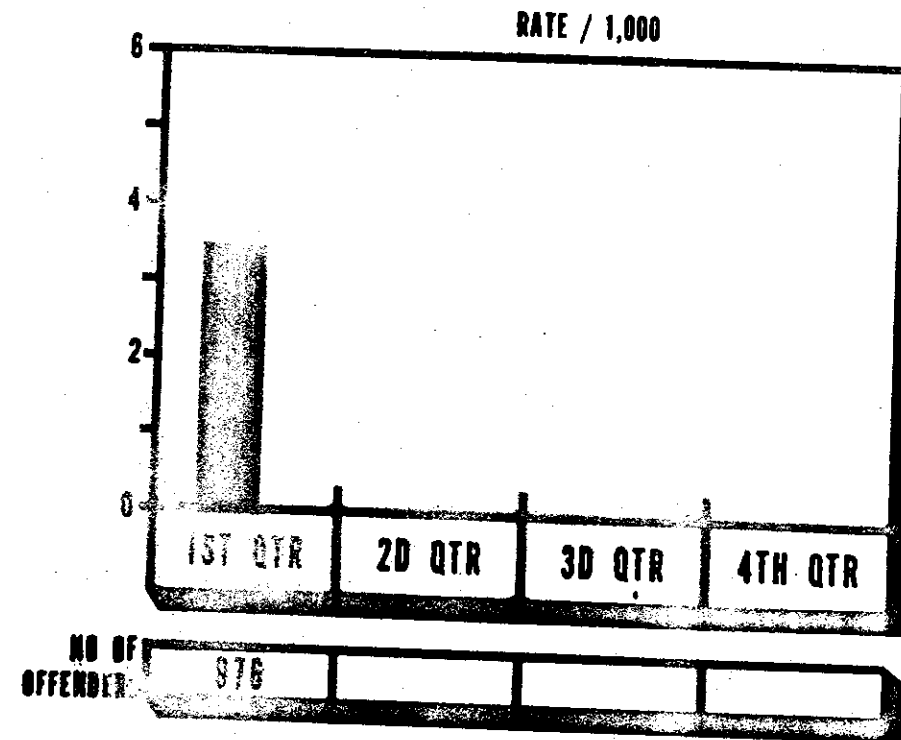
OBJECTIVE: To reduce the number of crimes of violence and crimes against property.

OFFENDERS OF CRIMES OF VIOLENCE AND CRIMES AGAINST PROPERTY BY CATEGORY, 1ST QTR FY 71

OFFENSE	OFFENDERS	RATE/1,000
Total	976	3.48
Murder	30	0.11
Forcible Rape	7	0.02
Robbery	16	0.06
Aggravated Assault	268	0.95
Burglary & Housebreaking	34	0.12
Larceny (\$50 and over)	319	1.14
Auto Theft	302	1.08

NOTE: Data and statistics pertain to USARV troops only.

ANALYSIS: The Provost Marshal Statistical Report was revised beginning with the 1st Qtr, FY 71 report. Selected representative crimes from the old report show a FY 70 quarterly average rate of 1.70 as compared to the rate of 3.48 for the 1st Qtr, FY 71. This significant increase was due to an increase of aggravated assaults, auto thefts and larcenies over \$50. A trend cannot be indicated in this analysis due to a change in reporting requirements. A meaningful comparison can be made when the 2d Qtr, FY 71 report is received.



CONCLUSION/FUTURE OUTLOOK: The increase in crimes of violence and crimes against property is expected to continue. It will rise as long as the lull in ground operations continues. Commanders should be particularly aware of the recent increase in the crimes of auto theft and larcenies, and initiate the necessary security procedures required to minimize these crimes. Increased lighting of obscure areas, use of courtesy patrols and closer monitoring of off duty time will help reduce these offenses.

FOR OFFICIAL USE ONLY

DECLASSIFIED
DAIM-FAR-RR #

19 - Ann DATE: 17 June 1987

DECLASSIFIED
DAIM-FAR-RR. #

19-enm DATE: 17 June 1987

FOR OFFICIAL USE ONLY

THIS PAGE NOT USED


FOR OFFICIAL USE ONLY

DECLASSIFIED
DAIM-FAR-RR #

19-*mm* DATE: 17 June 1987

UNCLASSIFIED

THE COMMAND PROGRESS REPORT

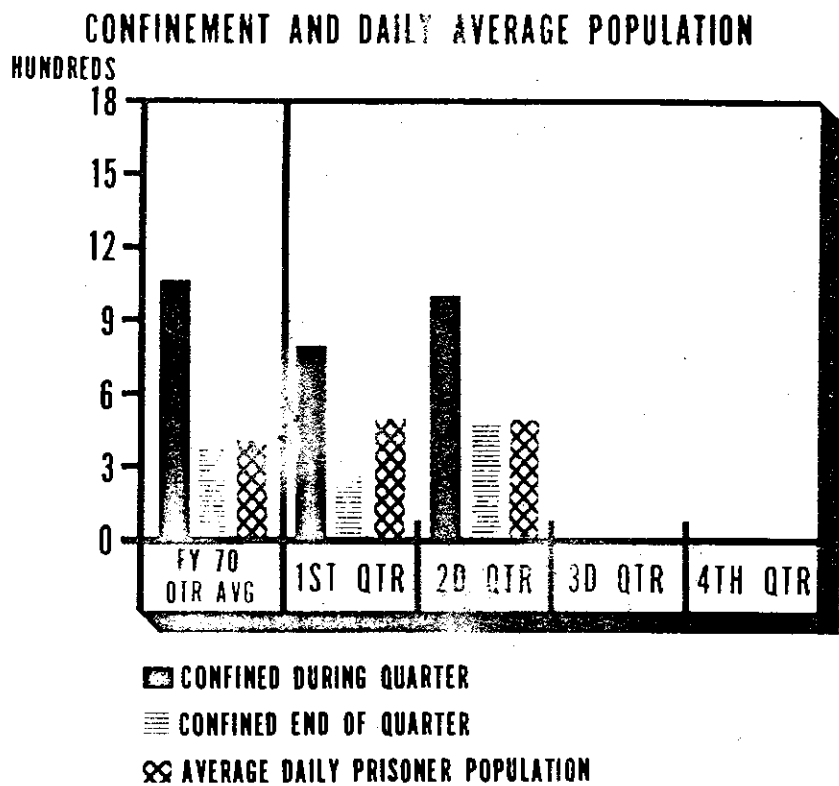
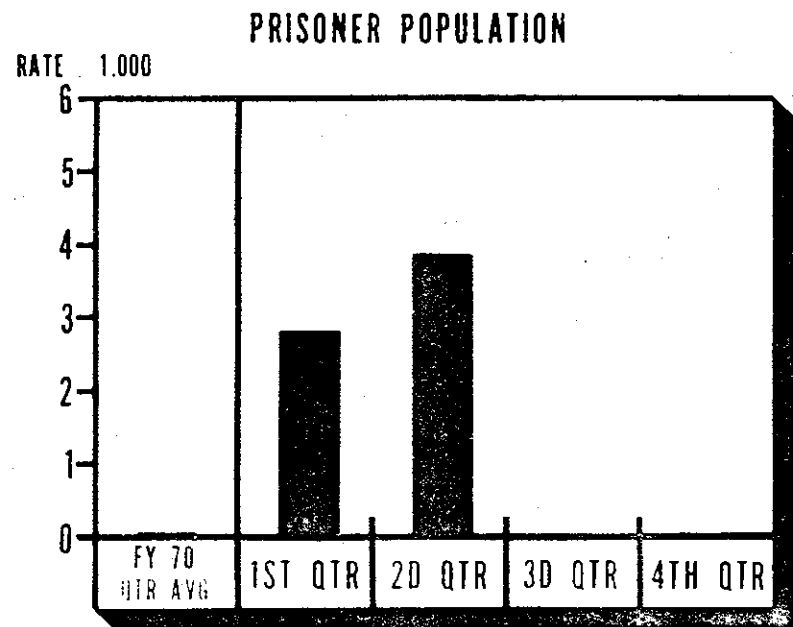


PROVOST MARSHAL

UNCLASSIFIED

DECLASSIFIED
DAIM-FAR-RR # 19-Imm DATE: 17 June 1987

FOR OFFICIAL USE ONLY
USARV PRISONER POPULATION, FY-71



OBJECTIVE: To reduce the USARV confinement rate.

ANALYSIS: The average prisoner population for the 2d Qtr, FY71, is 492. The reduction in population can be attributed to the effective out-of-country transfers of prisoners and the Christmas clemency program in December. The average population at USARVIS (LBN) for the period was 357. The average population at USARVIS (DNG) was 135; 62 of these were Army prisoners.

CONCLUSION/FUTURE OUTLOOK: The prisoner population will remain below the new DCG imposed ceiling of 600 (400 LBN/200 DNG) because of continued emphasis by USARV SJA to reduce excessive pre-trial confinement and the continued emphasis on restoration to duty in Vietnam or removal from the command by transfers and administrative discharges.

FOR OFFICIAL USE ONLY

FOR OFFICIAL USE ONLY

TRAFFIC OFFENSES, FY-71

OBJECTIVE: To reduce the number of traffic offenders.

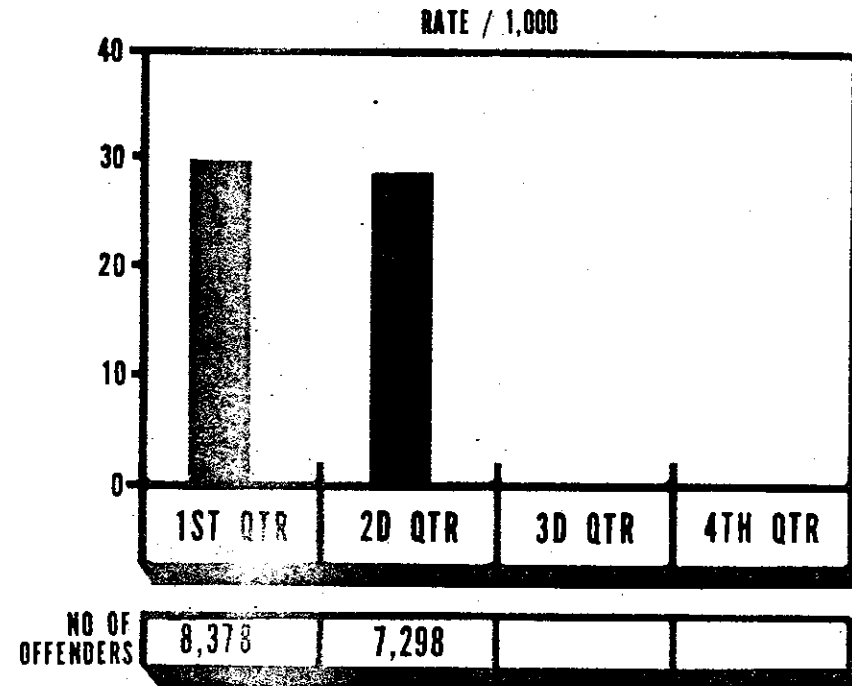
TRAFFIC OFFENDERS BY CATEGORY 2d QTR, FY71

Offense	Offenders	Rate/1,000
TOTAL	7,298	28.01
On Post Road Driving & Moving Violations	2,575	9.88
Off Post Road Driving & Moving Violations	4,723	18.13

*USARV troops only

ANALYSIS: The number of traffic offenders decreased 12.9 percent from the 1st Qtr, FY71. The rate per thousand troop population also decreased from 29.85 to 28.01.

CONCLUSION/FUTURE OUTLOOK: The anticipated decrease of traffic offender rates caused by selective traffic enforcement campaigns is now in evidence. The expanded use of selective traffic enforcement campaigns utilizing both Military Police and GVN authorities, and the effects of programs initiated by commanders to decrease traffic accidents and improve driving techniques of members of their commands have materially reduced the number of offenders. Citing senior military occupants in US government vehicles (USARV message DTG 111002Z Dec 70) when the vehicle is not operated in a safe manner places additional responsibility in insuring compliance with proper driving procedures. Continued command emphasis and swift and appropriate action against offenders exhibiting poor driving habits will insure a continued reduction in traffic offenses.



FOR OFFICIAL USE ONLY

DECLASSIFIED
DAIM-FAR-RR #

19 June 1987

FOR OFFICIAL USE ONLY

MISCELLANEOUS OFFENSES, FY-71

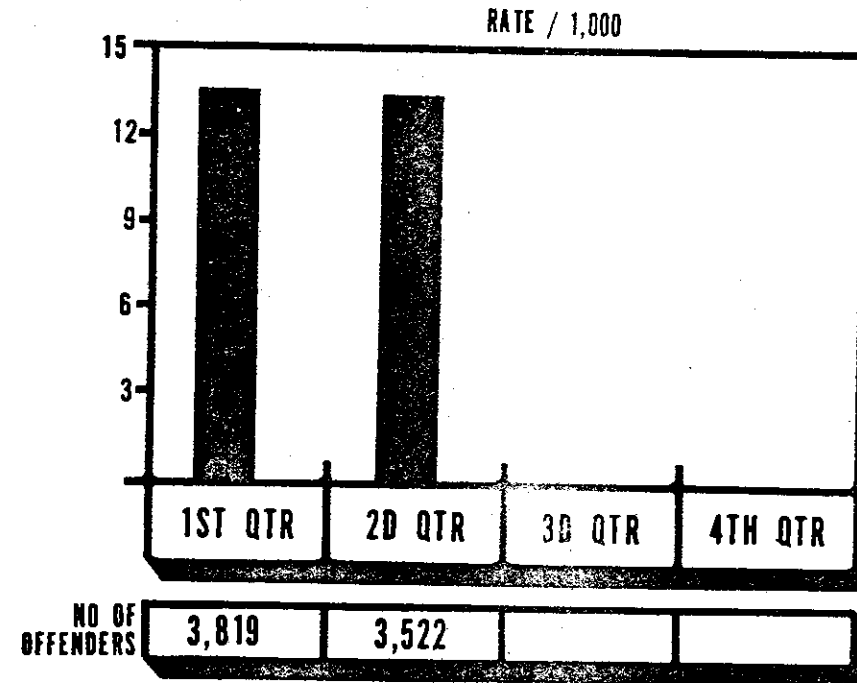
OBJECTIVE: To reduce the number of personnel committing miscellaneous offenses.

OFFENDERS OF MISCELLANEOUS OFFENSES BY CATEGORY, 2d QTR, FY71*

Offenses	Offenders	Rate/1,000
TOTAL	3,552	13.53
Manslaughter	17	0.07
Simple Assault	286	1.10
Riot or Breach of the Peace	73	0.28
Larceny (under \$50)	73	0.28
Wrongful Appropriation	82	0.31
Fraud	28	0.11
Narcotics (use and/or possession)	542	2.08
Dangerous Drugs (use and/or possession)	339	1.30
Marijuana (use and/or possession)	1,332	5.11
Narcotics (sale and/or trafficking)	12	0.05
Dangerous Drugs (sale and/or trafficking)	11	0.04
Marijuana (sale and/or trafficking)	10	0.04
Black Market Activities	124	0.48
Counterfeiting and Currency Manipulation	135	0.52
Homosexuality	17	0.07
AWOL Reported	378	1.45
Desertions Reported	63	0.24

*USARV troops only

ANALYSIS: The number of identified offenders in miscellaneous offenses decreased 7.8 percent from the 1st Qtr, FY71. Similarly the rate per thousand troop strength also decreased 0.08. The most noteworthy categories exhibiting this decrease were: Use and Possession of Dangerous Drugs (from 406 to 339), Use and Possession of Marijuana (from 1619 to



1,332), Black Market Activities (from 176 to 124), and Counterfeit and Currency Manipulation (from 205 to 135). Significant increases were noted in the categories of Use and/or Possession of Narcotics (from 209 to 542), Fraud (from 13 to 28) and Riots or Breach of the Peace (from 22 to 77).

CONCLUSION/FUTURE OUTLOOK: The decrease in the offenses of Use and/or Possession of Dangerous Drugs and Marijuana is expected to continue as the current command wide campaign to reduce drug abuse gains impetus. This campaign is also expected to level off and reduce the number of identified narcotics offenders. Other miscellaneous offenses are expected to remain constant or exhibit slight decreases due to the reduction in troop strength. Riots or Breach of the Peace are expected to continue to increase because of racial unrest and idleness of personnel during the stand down operations of many units.

FOR OFFICIAL USE ONLY

FOR OFFICIAL USE ONLY

CRIMES OF VIOLENCE & CRIMES AGAINST PROPERTY, FY 71

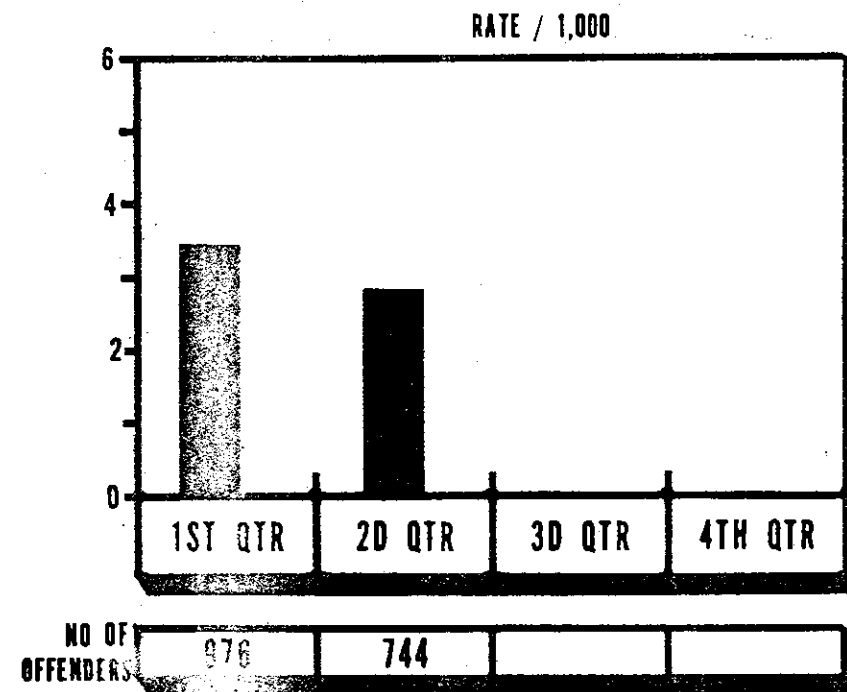
OBJECTIVE: To reduce the number of personnel committing crimes of violence and crimes against property.

**OFFENDERS OF CRIMES OF VIOLENCE
AND CRIMES AGAINST PROPERTY
BY CATEGORY, 2d QTR, FY 71***

<u>Offenses</u>	<u>Offenders</u>	<u>Rate/1,000</u>
TOTAL	744	2.86
Murder	32	0.12
Forcible Rape	5	0.02
Robbery	17	0.07
Aggravated Assault	234	0.90
Burglary and Housebreaking	18	0.07
Larceny (\$50 and over)	254	0.97
Auto Theft	184	0.71

*USARV troops only

ANALYSIS: The number of identified offenders for crimes of violence and crimes against property decreased 23.8 percent, from 976 in 1st Qtr, FY71, to 744 in 2d Qtr, FY71. All crimes in this category decreased both in number and in rate per thousand troop strength except for slight increases in the categories of Murder and Robbery. The most significant decreases were noted in the categories of Burglary and Housebreaking which decreased 47 percent, Larceny (\$50 and over) which decreased 20 percent and Auto Theft which decreased 39 percent.



CONCLUSION/FUTURE OUTLOOK: The continued rise in crimes of violence and crimes against property anticipated because of the stand down of units failed to materialize. Instead, a substantial decrease occurred, which can be attributed to commanders taking the necessary steps to increase security procedures involving government property and to acquaint personnel with the necessity for security of their personal property. Continued command emphasis will insure continuation of this downward trend in incidents.

FOR OFFICIAL USE ONLY

DECLASSIFIED
DAIM-FAR-RR #

19

- June

DATE:

17

June 1987